



City and County of San Francisco YOUTH COMMISSION

MINUTES

Tuesday, February 21, 2023
5:00 p.m.

IN-PERSON MEETING with REMOTE ACCESS

Members: Emily Nguyen (Chair, D11), Ewan Barker Plummer (Vice Chair, Mayoral), Steven Hum (Legislative Affairs Officer, Mayoral), Raven Shaw (Legislative Affairs Officer, Mayoral), Gabrielle Listana (Communications & Outreach Officer, D6), Astrid Utting (Communications & Outreach Officer, D8), Chloe Wong (D1), Allister Adair (D2), Maureen Loftus (D4), Hayden Miller (D5), Ann Anish (D7), Yoselin Colin (D9), Vanessa Pimentel (D10), Yena Im (Mayoral), Tyrone S. Hillman III (Mayoral).

Present: Emily Nguyen, Ewan Barker Plummer, Gabrielle Listana, Astrid Utting, Chloe Wong, Allister Adair, Maureen Loftus, Hayden Miller, Ann Anish, Yoselin Colin, Vanessa Pimentel, Yena Im.

Absent: None.

Tardy: Tyrone S. Hillman III, Steven Hum, Raven Shaw.

The San Francisco Youth Commission met in-person with remote access, and provided public comment through teleconferencing, on February 21, 2023, with Chair Nguyen presiding.

1. Call to Order and Roll Call for Attendance

Chair Nguyen called the meeting to order at 5:09pm.

On the call of the roll:

Roll Call Attendance: 12 present, 3 absent.

Chloe Wong present

Allister Adair present

Maureen Loftus present



Hayden Miller present
Gabrielle Listana present
Ann Anish present
Astrid Utting present
Yoselin Colin present
Vanessa Pimentel present
Ewan Barker Plummer present
Steven Hum absent
Raven Shaw absent
Yena Im present
Tyrone S. Hillman III absent
Emily Nguyen present

A quorum of the Commission was present.

Commissioner Hillman joined the meeting at 5:12pm.

Commissioner Colin, seconded by Commissioner Wong, motioned to excuse Commissioner Shaw. No public comment. The motion was carried by the following roll call vote:

Roll Call vote: 13 ayes, 2 absent.

Chloe Wong aye
Allister Adair aye
Maureen Loftus aye
Hayden Miller aye
Gabrielle Listana aye
Ann Anish aye
Astrid Utting aye
Yoselin Colin aye
Vanessa Pimentel aye
Ewan Barker Plummer aye
Steven Hum absent
Raven Shaw absent
Yena Im aye
Tyrone S. Hillman III aye
Emily Nguyen aye

Action: Commissioner Shaw's absence excused.



2. Communications

Alondra Esquivel Garcia, Director of the SFYC, shared communications and meeting announcements with Commissioners.

3. Approval of Agenda (Action Item)

No discussion, and no public comment.

Officer Utting, seconded by Commissioner Colin, motioned to approve the February 21, 2023 full Youth Commission meeting agenda. The motion carried by the following roll call vote:

Roll Call vote: 13 ayes, 2 absent.

Chloe Wong aye
Allister Adair aye
Maureen Loftus aye
Hayden Miller aye
Gabrielle Listana aye
Ann Anish aye
Astrid Utting aye
Yoselin Colin aye
Vanessa Pimentel aye
Ewan Barker Plummer aye
Steven Hum absent
Raven Shaw absent
Yena Im aye
Tyrone S. Hillman III aye
Emily Nguyen aye

Action: Agenda Approved.

4. Approval of Minutes (Action Item)

a. February 13, 2023 (Packet Materials)

No discussion. No public comment.

Commissioner Colin, seconded by Vice Chair Barker Plummer, motioned to approve the February 13, 2023 full Youth Commission meeting minutes. The motion carried by the following roll call vote:



Roll Call vote: 13 ayes, 2 absent.

Chloe Wong aye
Allister Adair aye
Maureen Loftus aye
Hayden Miller aye
Gabrielle Listana aye
Ann Anish aye
Astrid Utting aye
Yoselin Colin aye
Vanessa Pimentel aye
Ewan Barker Plummer aye
Steven Hum absent
Raven Shaw absent
Yena Im aye
Tyrone S. Hillman III aye
Emily Nguyen aye

Action: Minutes Approved.

5. Public Comment on matters not on Today's Agenda (2 minutes per comment)

No public comment.

6. Presentations

- a. **Board of Supervisors Budget Chair Instructions** (Discussion Item)
 - i. Presenter: Frances Hsieh, D1 Legislative Aide

Frances Hsieh presented an overview of the overall City budget, the City budget process, and the priorities of the Board of Supervisors. Commissioner Miller asked if there is room to advocate for general fund money to go towards the enterprise (revenue-generating) departments, to which Frances said that that is absolutely a possibility if the goal is to fund programs that will help support those parts of the budget. Miller also asked if the BOS is seeing how to raise revenues to counter regressive measures like fare increases or slashing expenditures, to which Frances said that those options are on the table, but that they have limitations like the necessity to go to voters and statewide ballot measures that could jeopardize local governments to raise revenues. Commissioner Im asked about how the percentages of expenditure are decided when budgets can shift and change throughout the year, to which Frances said that it's difficult to ensure



where the money is spent since the Mayor has a great deal of power over the budgetary process and the Board of Supervisors is limited. Vice Chair Barker Plummer asked to expand the board process motion, to which Frances said that that motion is to highlight the priorities of the BOS and what they want to allocate funding towards during the budget process. Barker Plummer also asked about the metrics of how projects are funded or not, to which Frances said that all of the BOS represents the entire city. Commissioner Wong asked how community input fits into what the Mayor proposes in their budget proposal, to which Frances said that the BOS has a great deal of influence in getting community input. Commissioner Miller asked about the inefficiencies of bureaucracy and how the city's policies can make the purchasing process much more difficult, to which Frances said that the values of the City lead to the process that we have. Chair Nguyen asked what advice would be applicable for the Youth Commission to present to the BOS, to which Frances said that presenting to the committee in person, connecting the YC's priorities to district projects and goals, and organizing people to attend the meeting and do public comment.

Chair Nguyen handed the gavel to Vice Chair Barker Plummer at 6:16pm. Vice Chair Barker Plummer handed the gavel to Chair Nguyen at 6:20pm.

b. Human Services Agency (Discussion Item)

i. Presenter: Dan Kaplan, Deputy Director for Administration and Finance

Dan Kaplan presented the Human Services Agency's budget proposal. Vice Chair Barker Plummer asked what metrics the Agency is looking at with the Guaranteed Income program for success, to which Deputy Director Kaplan said that they are still working on the exact metrics that will be used. Barker Plummer also asked how youth programs will be affected with the upcoming budget cuts, to which Kaplan said that the Agency remains strong considering the reductions, but there's also the state budget deficit that they have to worry about. Officer Utting asked if the youth who receive funding will also receive training, to which Kaplan said that although that question has been brought up, that recipients do not receive planning. Commissioner Miller asked about the barriers to folks receiving the benefits that the Agency offers, to which Kaplan said that the knowledge of the program, requirement to renew eligibility, and changing factors make it hard for folks to access these supporting services. Miller also asked how the Agency is simplifying the process to apply for multiple programs, to which Kaplan said that they don't have the ability to combine the applications since they're ran by various government agencies at the local, state, and federal levels, but that they're working on creating programs to let people know all programs



that they are eligible for. Commissioner Miller said he hopes that HSA makes these programs more accessible.

c. **Juvenile Probation Department** (Discussion Item)

- i. Presenter: Verónica Martínez, Director of Finance

Verónica Martínez presented the Juvenile Probation Department's budget proposal. Chair Nguyen asked about specific information regarding the grant funding. Commissioner Colin asked if the funds have already been allocated towards specific programs, to which Director Martínez said that these funds would be allocated towards facility improvements, supplies, and equipment. Chair Nguyen asked if these funds can be used for the current Juvenile Justice Center or if they can be used for future facilities, to which Director Martínez said that this would only be used for the current facility. Chair Nguyen asked if JPD had any asks of the Youth Commission, to which Director Martínez requested the Youth Commission to advocate for DCYF funding towards programs that will support youth and support the partnerships they currently have. Commissioner Colin asked about the grant received from the statewide realignment plan, to which Director Martínez said that they did in increments instead of a full amount.

Officer Hum joined the meeting at 5:42pm. Officer Shaw joined the meeting at 5:46pm.

d. **San Francisco Bike Coalition** (Discussion Item)

- i. Presenter: Claire Amable, Movement Building Manager

Claire Amable presented the San Francisco Active Communities Plan, which is being done in collaboration with the SFMTA. Commissioner Miller said that an ideal network would be that the City is much more connected with bike routes, since some bike routes end suddenly in many parts of the City. Chair Nguyen said that it's very difficult to get around the City from the Excelsior, so it should be a priority to connect the north/south routes. Officer Utting said that public safety on city streets would be preferred, but many people don't feel safe or accessible throughout many neighborhoods. Commissioner Im said that exposure to biking when people are younger can dramatically increase the likelihood later in life, since many working families can't afford bikes. Officer Listana said that targeting outreach to certain neighborhoods is very important. Commissioner Miller said that SFMTA's anti-bike policies makes it difficult for biking to be a realistic option, and that having an e-bike presents other issues in regards to access to secure bike parking. Officer Utting asked if there were programs that offer free bikes to youth who don't own them, to which Claire said that the SF Bike Coalition does partner with organizations to donate bikes to low-income folks. Vice Chair Barker



Plummer asked what the SF Bike Coalition is doing to outreach to young people, to which Claire said that they're just now starting to do targeted outreach and this is their first meeting, and said that they would love to collaborate and co-host events with the Youth Commission. Chair Nguyen recommended that the YC is interested in partnering with the Bike Coalition for community events.

No public comment.

Chair Nguyen called for a recess until 7:30pm. The full Commission meeting resumed at 7:32pm.

7. Resolutions (Discussion & Possible Action)

a. **Vision Zero Resolution** (second reading and possible action)

i. Presenter: Youth Commission

The authors of the resolution presented the changes made since the first reading.

Commissioner Colin, seconded by Chair Nguyen, motioned to approve the Vision Zero resolution. No public comment. The motion carried by the following roll call vote:

Roll Call vote: 14 ayes, 1 absent.

Chloe Wong aye
Allister Adair aye
Maureen Loftus aye
Hayden Miller aye
Gabrielle Listana aye
Ann Anish absent
Astrid Utting aye
Yoselin Colin aye
Vanessa Pimentel aye
Ewan Barker Plummer aye
Steven Hum aye
Raven Shaw aye
Yena Im aye
Tyrone S. Hillman III aye
Emily Nguyen aye

Action: Vision Zero resolution approved.

8. 2023-2024 Budget and Policy Priorities (First Reading and Discussion Item)



a. Presenter: Youth Commission

Vice Chair Barker Plummer explained the process of how discussion will go forward, which will be reading the titles of the BPPs, discussion, and consensus to move forward in agreement. Commissioners and staff discussed the process of how to get everyone's input to have a solid voting process for the next full Youth Commission meeting.

Commissioners went over the proposed Budget and Policy Priorities (BPPs):

1. Expand Access to Youth-Centered Recreational Spaces

No discussion or comments, Commissioners in agreement.

2. Address Vision Zero

No discussion or comments, Commissioners in agreement.

3. Make Transportation Services Accessible and Reliable for Youth

Vice Chair Barker Plummer asked if it is worth advocating on the restoration of pre-pandemic SFMTA routes, rather than looking at what the demand is post-pandemic. Commissioner Miller responded by saying that many of the routes that have yet to be restored are critical, but that he can clarify what routes should be restored. Officer Utting agreed that that information should be clarified in the BPP language.

4. Support Youth and Transitional-Aged Youth Experiencing Homelessness

Officer Utting was concerned about the process of creating and funding a new TAY navigation center, and if that would be necessary to do. Commissioner Adair said that there is a demand for youth and TAY youth to get access to as many services and resources as possible. Commissioner Miller mentioned that many of the shelters and navigation centers are very localized to the community and people that surround it, so it's important to have geographic access for all youth across the City. Officer Utting agrees that access is important, but wants to see if a second navigation center is necessary based on results from the existing one. Commissioner Wong agreed with Commissioner Adair, and said that she would try and clarify the language more, especially around the examples used.

5. Study the Removal of the Central Freeway



Commissioner Miller recommended that there be visuals on how the removal of freeways or infrastructure can improve the surrounding region. Commissioner Adair recommended that the BPP incorporates the concerns of the marginalized communities in the surrounding area, to which Chair Nguyen said that that is why the language is broad to be able to have a compromise between different views and communities. Commissioner Miller said that it's important that outreach to communities, and ensure that the vision actually incorporates what the people in the community want.

6. Make Free Muni for All Youth Permanent

No discussion or comments, Commissioners in agreement.

7. Urging on the Complete Closure of Juvenile Hall and the Continued Development of Alternatives to Incarceration for Youth and Transitional-Aged Youth

Commissioner Colin said that her and Chair Nguyen changed the title to "Alternatives to Incarceration for Youth and Transitional-Aged Youth" and some of the language within the recommendations. Commissioner Miller said that he doesn't understand why the YC should advocate for building a new facility in place of the new one. Commissioner Colin said that they do need to have a facility based on the state policies. Vice Chair Barker Plummer said that there is a need for this type of facility, and that they need to find ways to do that that are humane and supportive. Commissioners and staff discussed information around the complexities around the current Juvenile Justice Center (JJC) that require it to continue being addressed throughout several policy changes. Chair Nguyen said that they can adjust the language to ask the Board of Supervisors to come up with a new plan that can address the many ongoing issues within the JJC. Commissioner Miller said that he wants to see metrics and oversight, showing that the funding is going towards things that will address the ongoing issues.

8. Expand Safety Measures for Youth Drug-Related Deaths by Funding a Narcan Program in All San Francisco Schools

Commissioner Miller and Chair Nguyen asked if there can be clarity around language in the title of the BPP.

9. Urging San Francisco to Bear the Responsibility in Restoring Bayview Hunters Point



Vice Chair Barker Plummer asked if the title of the BPP can be revised to include the responsibility of the Navy and federal government, in addition to the City and County of San Francisco. Commissioner Im said that this issue has gone on for so long, that responsibility needs to be taken by all parties who are continuing to let it happen. Director Garcia informed Commissioners that the BOS has taken action to try and hold the Navy and federal government accountable, but have been met with resistance. Officer Shaw added that the City needs to take more of a role in this process, since they are currently blaming the Navy and not taking more decisive action. Commissioner Miller brought up his confusion about the section that says to limit the building of infrastructure, to which Officer Shaw said that the concern is that the housing they're building in the Bayview Hunters Point tends to be luxury housing, which makes gentrification an additional factor that can displace even more residents. Commissioner Miller recommended that the language be changed to clarify that luxury housing shouldn't be built, but that parks, affordable housing, and other community amenities.

10. Provide Oversight of and Invest in School Safety Measures for San Francisco Students

Commissioner Miller asked about specifics regarding the Columbine locks and the process in implementing them into every school in SFUSD. Officer Utting and Commissioner Im stated that there are many school sites that don't have protective measures to protect students from external threats. Commissioner Miller asked if there was any statistics on what has or hasn't been effective from other school districts that would work best in SFUSD, to which Commissioner Im said that repetition and trainings has been more successful.

11. Grant 16 and 17 Year Olds the Right to Vote

Chair Nguyen said she was disappointed that this BPP was incomplete after the deadline for BPPs to be submitted this month, so she had to write a significant portion of the language.

12. Increase Existing Funding for Wellness Programs, Resources, Outreach, and Education in San Francisco Public Schools

Commissioner Miller asked for some clarity about what the needs are for students across the district.

13. Support the Development and Implementation of Life Skills Programs for Youth in San Francisco



Commissioner Pimentel said it was difficult to find SF-based data, but they used the information about some initiatives that the SFUSD BOE has undergone in recent years. Chair Nguyen and Commissioner Miller said that the language is very vague and that some information should be included, and she said that the title could be made more broad to include specific programs that exist in San Francisco. Commissioner Adair agreed with others, and said that it could be important to define what life skills are.

14. Increase Voter Pre-Registration Efforts

Commissioner Miller appreciates the changes made in this BPP, and mentioned that it's important to focus on the equity perspective to get people paid a stipend to register young people to vote.

15. San Francisco LGBTQIA+ Coalition on Safety Funding Request

Commissioner Miller asked for a clarification of what the security aspect of the BPP calls for.

16. Create a More Comprehensive LGBTQ+ and Sexual Health Curriculum for SFUSD Schools

No discussion or comments, Commissioners in agreement.

17. Establish Safe Spaces in School and Make Resources for LGBTQ+ Students More Accessible

Chair Nguyen asked if the language could reflect what the definition of a safe space could be, in which Officer Listana said the language does provide already.

Chair Nguyen handed the gavel to Vice Chair Barker Plummer at 9:34pm. Vice Chair Barker Plummer handed the gavel to Chair Nguyen at 9:37pm.

No public comment.

9. Committee Reports (Discussion Item)

a. Executive Committee

- i. Legislative Affairs Officers
- ii. Communication and Outreach Officers
- iii. General Committee Updates



- b. Housing, Recreation, and Transit Committee
- c. Civic Engagement and Education Committee
- d. Transformative Justice Committee
- e. LGBTQ+ Task Force

Vice Chair Barker Plummer, seconded by Commissioner Hillman, motioned to table the committee reports. No public comment. The motion carried by the following roll call vote:

Roll Call vote: 15 ayes.

Chloe Wong aye
Allister Adair aye
Maureen Loftus aye
Hayden Miller aye
Gabrielle Listana aye
Ann Anish aye
Astrid Utting aye
Yoselin Colin aye
Vanessa Pimentel aye
Ewan Barker Plummer aye
Steven Hum aye
Raven Shaw aye
Yena Im aye
Tyrone S. Hillman III aye
Emily Nguyen aye

Action: Agenda Item tabled.

No public comment.

10. Staff Report (discussion item)

Director Esquivel Garcia gave the update that our next full Youth Commission meeting will be required to be in-person, with only remote public comment being allowed. Specialist Zhan gave the update to discuss with Officer Shaw about any resolutions. Specialist Ochoa gave updates on the Youth Budget Town Hall dates, and on the February Youth Commission newsletter going out later this week.

Commissioner Miller asked staff about the memo regarding recently passed resolutions by the full Youth Commission, and requested that they be sent in time before the Board of Supervisors take action on the relevant item.



No public comment.

11. Announcements (this includes Community Events)

The Central Freeway panel at Manny's will be on March 2nd, and the Inner Sunset Transit Town Hall will be on February 27th. No public comment.

12. Adjournment

There being no further business on the agenda, the full Youth Commission adjourned at 9:44pm.

DEPARTMENT OF PUBLIC HEALTH FY 2023-25 BUDGET

March 6, 2023

Approach for FY 2023-25 Budget

2

- Leverage additional revenues to meet General Fund reduction targets
- Targeted proposals to expand programs
 - ▣ Revenue Neutral
 - ▣ Investments to Sustain Improvements at Laguna Honda
- Maintain focus on implementation of prior year initiatives

Revenue Initiatives

3

REVENUES		FY 23-24	FY 24-25
		Net GF Impact (Savings)/Cost	Net GF Impact (Savings)/Cost
A1	Baseline Revenues for the San Francisco Health Network (SFHN) and Zuckerberg San Francisco General (ZSFG)	(\$51,125,019)	(\$39,830,735)
A2	Expansion of a Fee For Service (FFS) Model at ZSFG	(\$36,668,916)	(\$36,917,326)
A3	Behavioral Health Baseline Revenues and Quality Assurance/Utilization Review	(\$14,510,928)	(\$7,681,053)
A4	Population Health Revenues	\$502,325	\$665,226
TOTAL REVENUES		(\$105,802,538)	(\$87,763,888)

COVID-19 Response Functions

4

		FY 23-24	FY 24-25
		Net GF Impact (Savings)/Cost	Net GF Impact (Savings)/Cost
B1	Integrating COVID-19 Response Functions into Ongoing Operations	\$ -	\$ -

- Continues the step down of services & costs from current year
- \$25 M already included in base budget prior year, no net increase from approved base
- Assumes core level of services to ensure continued surveillance and that health disparities are not exacerbated, with a focus on vulnerable communities
- Retains critical capacity built during COVID to respond to emerging and urgent public health threats
- Supports increase operating costs for SFHN hospitals and clinics

Mental Health Services Act

5

		FY 23-24	FY 24-25
		Net GF Impact (Savings)/Cost	Net GF Impact (Savings)/Cost
B2	Mental Health Services Act	\$ -	\$ -

- Based on 1% tax on personal income over \$1 million
- Due to revenue fluctuations and ability to rollover funds, counties manage spending over multiple years

Initiatives	FY 23-24	FY 24-25	Total
Support Existing Programs Including Continuation of Pilot Programs	11,542,790	11,542,790	23,085,580
Behavioral Health Positions Targeting Black/African American Clients as Clinics	550,094	684,304	1,234,398
CalAIM/Medi-Cal Billing Training and Capacity Building	584,210	450,000	1,034,210
Three-Year Telehealth Pilot Project with Human Rights Commission	5,000,000	5,000,000	10,000,000
Capital Improvements (one-time)	2,535,138	-	2,535,138
Innovation (one-time)	300,000	-	300,000
Prevention and Early Intervention (one-time)	1,500,000	-	1,500,000
MHSA Reserve (one-time)	10,000,000	-	10,000,000
Total	32,012,232	17,677,094	49,689,326

Endoscopy Services and Trauma Standards Compliance

6

		FY 23-24	FY 24-25
		Net GF Impact (Savings)/Cost	Net GF Impact (Savings)/Cost
B3	Endoscopy Services and Trauma Standards Compliance	(\$180,254)	(\$317,157)

- Adds staff to expand Gastrointestinal Endoscopy rooms
- Improves access and creates revenue
- Includes 2.0 FTE to meet regulatory standards for staffing performance improvement and injury prevention
- Approximately \$1.8 million of expenditure increase offset by revenue annually

CalAIM - Enhanced Care Management

7

		FY 23-24	FY 24-25
		Net GF Impact (Savings)/Cost	Net GF Impact (Savings)/Cost
B4	CalAIM Enhanced Care Management Expansion	\$ -	\$ -

- Continued rollout and expansion of populations of focus
 - January 2023 - Enhanced Care Management will expand to people at risk of long-term institutionalization
 - Starting in 2024 expand justice system involved people
- 12.0 FTE will
 - Serve people exiting the hospital to set-up medical supports in the community
 - Offer intensive, community based coordination to individuals re-entering the community from incarceration
 - Serve patients moving from the street into housing by augmenting the Street Medicine team
- \$1.8 million of expenses offset by revenue

Investments at Laguna Honda

8

		FY 23-24	FY 24-25
		Net GF Impact (Savings)/Cost	Net GF Impact (Savings)/Cost
B5	Investments to Sustain Improvements at Laguna Honda Hospital	\$1,950,390	\$2,500,547

- Laguna Honda is current implementing action plan as part of recertification which includes hundreds of process improvements
- To support and sustain these efforts the budget will include:
 - ▣ 3.0 FTE – Care Experience and Grievance Team
 - ▣ 5.0 FTE – Department of Education and Training
 - ▣ 1.0 FTE – Medication Safety Officer
 - ▣ 1.0 FTE – Quality Management Analyst
 - ▣ 2.0 FTE – SFHN Leadership – Chief Nursing Officer and Care Experience
- Additional requests may be developed as recertification efforts progress

Inflationary Costs

9

		FY 23-24	FY 24-25
		Net GF Impact (Savings)/Cost	Net GF Impact (Savings)/Cost
C1	University of California San Francisco (UCSF) Affiliation Agreement Costs	\$ 2,910,827	\$ 18,682,165
C2	DPH Pharmaceuticals and Materials and Supplies Inflation	\$ -	\$ 10,892,880

Balancing Summary

10

DPH Budget Proposal	FY 23-24 General Fund (Savings)/ Cost	FY 24-25 General Fund (Savings)/Cost	Two-Year Total
General Fund Reduction Targets	\$ 49,701,000	\$ 79,521,000	
Less Revenue Assumed in Budget	\$ 20,341,368	\$ 35,865,700	
<i>Total Targets</i>	\$ 70,042,368	\$ 115,386,700	
Revenue	\$ (105,802,538)	\$ (83,763,888)	
Revenue Neutral / Emerging Needs	\$ 1,770,136	\$ 2,183,390	
<i>Total Proposed</i>	\$ (104,032,402)	\$ (81,580,498)	
Net (Savings)/Cost	\$ (33,990,034)	\$ 33,806,202	\$ (183,832)

Other Proposals Still in Development

11

Proposition C

- Projected shortfall in revenues
- Currently sufficient one-time savings to carry programs through the two year budget, but long term plan needed to sustain \$100 M spending plan

CARE Courts

- New state program to connect clients struggling with untreated behavioral health issues with a court-ordered Care Plan
- BHS will be responsible for the clinical evaluation of clients and development of care plan for referred individuals
- Set to start October 2022

Wellness Hubs

- Drop-in setting that provides overdose prevention services and linkage to treatment, housing and benefits
- Pending program and legal implementation plan

Opioid Settlement Funds

- Settlements in the process of being finalized and City Attorney is developing guidelines
- One-time funding to be disbursed over several years. Possible uses can include
 - i. address or prevent the misuse and risks of opioid products
 - ii. treat or mitigate opioid use or related disorders, or
 - iii. mitigate other alleged effects of the opioid epidemic



CASA

Court Appointed Special Advocates
FOR CHILDREN

SAN FRANCISCO CASA



Youth Commission

March 2023

Strengthen | Support | Sustain


Marta



I am 18 years old and currently live in Berkeley, CA

I'm from El Salvador and I have been living in the U.S for 7 years.

I have been in the Foster Care System for almost 6 years. I'm attending Berkeley City College and this is my first semester. I'm studying to be an Ultrasound Tech.



Wellington

I am 16 years old.

I attend high school in San Francisco

I have been a part of the Human Services
Agency Foster Care System for 6 years.

I enjoy exercising, playing basketball, and
eating healthy meals with my family.

Someday, I hope to become a mechanical
engineer.



What We DO

- Meet 2 times a month
 - Engage in team building
 - Train new CASA volunteers
 - Develop Dreamkeeper Grant process
 - Review grant applications
 - Contact grantees
 - Network with different organizations
 - Discuss ways to enhance application submission.
-

Human Rights Commission and DreamKeepers Initiative Funding

Mini-Grants Opportunity for SF Transition- Age Youth : With support from the Dreamkeeper Initiative, SFCASA launched a youth-led, youth-serving YOUTH (Young Organizers United to hone) Empowerment Board of transition age systems- involved youth to award small grants to other youth, with a focus on Black and Black multiethnic applicants. The purpose of the grants is to address resource and service gaps and fulfill self-identified needs with **ONE** time financial support of \$500-2500.. **For example, applicants may request funding to help purchase books for school, help with a rental security deposit, gym membership, or the repair of a car needed to get to work.** Youth who are current or former foster and/or juvenile justice involved, 16-25 years old are strongly encouraged to apply.



DREAM
KEEPER

SFCASA'S YOUTH EMPOWERMENT BOARD PEER TO PEER GRANT PROGRAM!

Need Help with a
car repair ?



Need Help
paying for books?

ELIGIBILITY:
16- 24 YEARS OLD
CURRENTLY OR FORMERLY SYSTEM IMPACTED

SCAN QR CODE OR
click on link for more
information & to apply!

<https://forms.gle/KB3EXYXgcC2ogDE19>



** Those who identify as Black/African-American or Black/African-American multiethnic AND system impacted in San Francisco are
HIGHLY ENCOURAGED to apply!*

**APPLY FOR
A
GRANT TODAY!**

**GRANT AWARD
amounts from
\$500- \$2500!!**

**Applications open the 1st of EVERY month
and close the 15th of EVERY month up until
April 2023!!!**

For more information please feel free to contact TAY
Coordinator & Case Supervisor, Theodora Liebhart
at 628.867.7373 or theodora@sfcasa.org



What we have
funded so far!

- Laptops
- School supplies
- Automobile Expenses
- Past Due & Current Utility Bills
- Rent
- Commuter travel expenses
- Luggage
- Real Estate License Fees
- Educational trips
- Business LLC
- Gym Memberships

HOW TO APPLY

Young people can access the application by clicking on the link below :

<https://forms.gle/jEHaAEkfk3KMUCDY6>

OR through the QR Code found on the flyer :



Our Experience with a CASA



A CASA or Court Appointed Special Advocate is a highly trained volunteer who develops a relationship to understand a youth's strengths, hopes and dreams, and advocates for the youth in court and in the community. Advocates facilitate involvement with the many other resources/programs funded by SF taxpayers.

Marta: My experience with my CASA

Wellington: My experience with my CASA

Budget Request



1. **\$250,000 to recruit, train and supervise court appointed special advocates** for SF's systems-involved youth with a goal to support more than 400 youth while in the foster care and juvenile justice systems and beyond their systems involvement.
2. **65% of youth in foster care placed outside the county**
 - SFCASA is the only organization connecting these displaced youth to SF and other resources, and working to maintain community.
3. **Strengths-based Advocacy:** SFCASA advocates connect systems-involved youth with all the programs supported by SF taxpayers. SFCASA addresses the breakdown in referral processes and the barriers to participation.

Resolution Urging the City and County of San Francisco to take action in order to increase the affordability and accessibility of Youth Clipper cards for Youth living in San Francisco

WHEREAS Bay Area Rapid Transit (BART) has been a prominent form of public transportation in the San Francisco Bay Area since it began serving riders in October 1972;¹ and

WHEREAS, As of January 2023, BART has expanded to serve San Francisco, San Mateo, Alameda, Contra Costa, and Santa Clara Counties, with fifty different stations across the Bay Area;² and

WHEREAS, BART serves as a crucial means of transportation for approximately 100,000 individuals every day, including Youth, oftentimes providing the only form of access for individuals to attend work, school, or other essential functions;³ and

WHEREAS, Increasing the accessibility of BART would facilitate San Francisco reaching its goal of 80% of all San Francisco trips being low-carbon (eg. walking, biking, public transit) as outlined in the City's 2021 Climate Action Plan;⁴ and

WHEREAS, A recent BART Financial Outlook and Ridership report found that the total BART ridership during the first six months of 2022 hovered between 24 and 37 percent of its pre-pandemic averages;⁵ and

WHEREAS, The Youth Clipper Card program provides individuals between the ages of 5 and 18 with a 50% fare discount on BART, and thus advances opportunities for convenient, affordable public transportation for Youth in San Francisco as well as in the greater Bay Area;⁶ and

¹ SFMTA, 'Celebrating BART at 50: A Critical Link for San Francisco,' Accessed 1/19/23 <https://www.sfmta.com/blog/celebrating-bart-50-critical-link-san-francisco>

² Bay Area Rapid Transit (BART), 'System Facts,' Accessed 1/19/23 <https://www.bart.gov/about/history/facts>

³ Bay Area Rapid Transit (BART), 'Ridership Watch,' Accessed 1/19/23 <https://www.bart.gov/news/articles/2020/news20200225>

⁴ SF Environment, 'San Francisco Climate Action Plan (2021),' Accessed 1/3/23 <https://sfenvironment.org/sfclimateaction>

⁵ Silas Valentino, SF Gate, 'Low BART ridership could lead to drastic measures like cutting weekend service,' Accessed 1/2/23 <https://www.sfgate.com/travel/article/bart-considers-cutting-weekend-service-17602366.php>

⁶ Discounts,' Accessed 1/2/23 <https://www.bart.gov/tickets/discounts>

1 WHEREAS, San Francisco's 'Free Muni for All Youth' program in August 2021
2 allowed Youth under the age of nineteen to ride MUNI free of charge without proof of
3 age or the use of a Clipper Card, and thus reduced the demand for Clipper Cards
4 among Youth living in San Francisco;⁷ and

5 WHEREAS, According to BART Director Janice Li, the process of obtaining a
6 Youth Clipper card online is unacceptably slow, as it requires applicants to wait up to 8
7 weeks to receive a Clipper card in the mail; and

8 WHEREAS, Youth Clipper cards cannot be purchased at the dozens of self-
9 serve machines and Walgreens locations in San Francisco that only sell adult Clipper
10 cards;⁸ and

11 WHEREAS, Youth Clipper cards can only be obtained in-person at one of five
12 locations within San Francisco, all operating with limited hours that make it difficult or
13 impossible for Youth with certain work or school schedules to access this means of
14 purchasing a Youth Clipper card;⁹ and

15 WHEREAS; According to the Insitute of Policy Studies, "Two of the key drivers of
16 Fare evasion (when public transportation riders do not pay the legally-required fare) are
17 inconvenient or broken fare collection systems and poverty," the former of which is
18 exacerbated by the difficulty that Youth face in obtaining Clipper cards;¹⁰ and

19 WHEREAS, The finances of BART are harmed by fare evasion, with between 15
20 and 25 million dollars lost every year due to the practice, some of which can be
21 attributed to accessibility and convenience barriers, as opposed to a willful disinterest in
22 paying for transit;¹¹ and

⁷SFMTA, 'Free Muni for all Youth (18 years and younger)', Accessed 1/2/23, <https://www.sfmta.com/fares/free-muni-all-youth-18-years-and-younger>

⁸'Clipper Card', 'Discounts', Accessed 1/3/23 <https://www.clippercard.com/ClipperWeb/discounts.html>

⁹'Clipper Card', 'Sales and Service Locations', Accessed 1/3/23 <https://www.clippercard.com/ClipperWeb/locations>

¹⁰ Kayle Soren, Institute for Policy Studies, 'Decriminalize Fare Evasion,' July 22 2020, Accessed 2/2/23 <https://ips-dc.org/decriminalize-fare-evasion/#:~:text=Two%20of%20the%20key%20drivers,They%20evade%20out%20of%20necessity>

¹¹ Bay Area Rapid Transit (BART), 'New Fare Gates and Station Hardening,' Accessed 1/5/23 <https://www.bart.gov/about/projects/fare-gate/#:~:text=Fare%20evasion%20costs%20BART%20between,the%20system%20for%20all%20orders>

1 WHEREAS, BART public records from Fiscal Year 2019 show that Youth under
2 the age of 20 are disproportionately targeted by fare evasion officers, with 1,507
3 citations issued to teenagers on BART;¹² and

4 WHEREAS, Among youth on BART, 77.8% of citations in FY 2019 were issued
5 to Black and Latinx Youth, posing an undue burden on these communities inconsistent
6 with the demographics of BART ridership;¹³ and

7 WHEREAS, BART spent 90 million dollars on its 'Next-generation fare gates'
8 with the expressed purpose of making fare evasion more difficult, proving that the
9 energy towards attempting to directly curb fare evasion is an expensive undertaking that
10 is not worth the cost, and is energy that should be directed elsewhere to address the
11 root cause of the issue;¹⁴ and

12 WHEREAS, The Metropolitan Transportation Commission, with BART, and other
13 transit agencies which use the Clipper Card, launched a 2-year pilot program to provide
14 50,000 Bay Area residents with the Clipper BayPass, providing free transit services all
15 across the region;¹⁵ and

16 WHEREAS, The passes will be distributed to select students at "San Francisco
17 State University, San Jose State University, the University of California's Berkeley
18 campus and Santa Rosa Junior College, and then expanded to include residents of
19 select affordable housing communities managed by MidPen Housing;"¹⁶ now, therefore
20 let it be

21 RESOLVED, that the 2022-2023 San Francisco Youth Commission urges the
22 City and County of San Francisco to fund the opening of more in-person service

¹² Chris Arvin, 'BART Fare Evasion Citation Raw Data,' December 18 2019, Accessed 1/5/23 <https://drive.google.com/file/d/1tt-aPrrY2sb0pQqFS9K6vIU4OSgi6NH9/view>

¹³ Chris Arvin, 'BART Fare Evasion Citation Raw Data,' December 18 2019, Accessed 1/5/23 <https://drive.google.com/file/d/1tt-aPrrY2sb0pQqFS9K6vIU4OSgi6NH9/view>

¹⁴ Bay Area Rapid Transit (BART), 'New Fare Gates and Station Hardening,' Accessed 1/5/23 <https://www.bart.gov/about/projects/fare-gate>

¹⁵ Bay Area Rapid Transit (BART), 'Clipper BayPass Launches with Unlimited Transit Access,' Accessed 1/12/23 <https://www.bart.gov/news/articles/2022/news20220815>

¹⁶ Bay Area Rapid Transit (BART), 'Clipper BayPass Launches with Unlimited Transit Access,' Accessed 1/12/23 <https://www.bart.gov/news/articles/2022/news20220815>

1 locations within the City for the purpose of allowing the easier purchase of Youth Clipper
2 cards; and be it

3 FURTHER RESOLVED, that the 2022-2023 San Francisco Youth Commission
4 urges the City and County of San Francisco to formally request that Clipper expand the
5 hours of operation of its in-person service locations within the City, especially on
6 Saturdays and Sundays; and, be it

7 FURTHER RESOLVED, that the 2022-2023 San Francisco Youth Commission
8 urges the City and County of San Francisco to formally request for BART to expand its
9 BayPass pilot program to include SFUSD high school students; and, be it

10 FURTHER RESOLVED, that the San Francisco Youth Commission formally calls
11 on the Board of Supervisors to urge BART Police to examine the effectiveness of its
12 fare evasion policies, recognize any disparate enforcement outcomes across different
13 ages and racial groups, and shift its focus to addressing the root causes of fare evasion
14 and educating the public as opposed to solely focusing on levying fines against those
15 found in violation of BART's fare evasion policies; and, be it

16 FURTHER RESOLVED, that the 2022-2023 San Francisco Youth Commission
17 affirms its support for Youth having access to all forms of essential transportation,
18 including BART, free of charge; and, be it

19 FURTHER RESOLVED, that the 2022-2023 San Francisco Youth Commission
20 urges the City and County of San Francisco to provide funding for BART to conduct a
21 thorough study on the potential costs and benefits of providing free BART to all Youth
22 up to the age of eighteen; and, be it

23 FURTHER RESOLVED, that this resolution be sent to the Mayor, the San
24 Francisco Board of Supervisors, The Bay Area Metropolitan Transportation

- 1 Commission, The Bay Area Rapid Transit District Board, and The San Francisco
- 2 Municipal Transportation Authority.

[Support of AB 800 and a “Workplace Readiness Week” in San Francisco]

Resolution supporting California Assembly Bill 800 of the 2023 Legislative Session, and urging the creation of a high school “Workplace Readiness Week” in the City and County of San Francisco.

WHEREAS, California Assemblymember Liz Ortega (District 20) has introduced California Assembly Bill 800¹ in the 2023-2024 Session of the California State Legislature to Create a “Workplace Readiness Week” for California high schools to educate students on their rights as workers and their specific rights as employed minors; and

WHEREAS, If enacted, California Assembly Bill 800 would require that California high school students in 11th and 12th grades be provided with information on workers’ rights, including 1) local, state, and federal child labor laws, 2) wage and hour protections, 3) workers’ safety, 4) workers’ compensation, 5) paid sick leave, 6) prohibitions against retaliation, and 7) the right to organize a union in the workplace, all as part of their regular education; and

WHEREAS, If enacted, California Assembly Bill 800 would require that California high school students be provided with a physical document detailing their rights as employed minors before receiving a Statement of Intent to Employ a Minor and Request for a Work Permit-Certificate of Age (minors’ work permit); and

WHEREAS, If enacted, California Assembly Bill 800 would have California high school students be educated on the history of the labor movement and the movement’s role in gaining the aforementioned protections and benefits for workers; and

¹ California Assembly Bill 800, 2023-2024 Legislative Session (legiscan.com/CA/text/AB800/2023#)

1 WHEREAS, The United States Bureau of Labor Statistics reports that the youth
2 labor force (people aged 16 to 24 who work or are looking for job) increases
3 considerably between April and July each year as during these months many high
4 school and college students seek for work, and many graduates enter the labor market
5 to look for or begin permanent employment², and

6 WHEREAS, The United States Bureau of Labor Statistics reported that the youth
7 labor force expanded by 2.6 million, or 12.9 percent, from April to July, reaching a total
8 of 22.9 million youth workers in 2022, and

9 WHEREAS, educating high school students about their rights as they join the
10 workforce will prepare them to navigate workplace experiences when they enter
11 adulthood, and therefore be it

12 RESOLVED, That the San Francisco Youth Commission supports the passage
13 and enactment of California Assembly Bill 800, to create a state-wide “Workplace
14 Readiness Week” in California high schools to educate students on their rights as
15 workers, and their explicit rights as employed minors, and urges the Board of
16 Supervisors and Mayor to support California Assembly Bill 800, and be it

17 FURTHER RESOLVED, That the San Francisco Youth Commission urges the
18 City and County of San Francisco to create a program aimed at informing youth of their
19 rights as workers, and their explicit rights as employed minors.

² *Economic News Release: Employment and Unemployment Among Youth Summary*, US Bureau of Labor Statistics (www.bls.gov/news.release/youth.nr0.htm)

1 [29 Sunset Improvement Project]

2 **Supporting the 29 Sunset Improvement Project and calling on the SFMTA to**
3 **implement Transit Only Lanes along Sunset Blvd**

4 WHEREAS, 48% of 29 Sunset riders were youth (under 25 years old) according
5 to an SFMTA on-board passenger study which is more than double the systemwide
6 youth ridership of 19%; and

7 WHEREAS, The Youth Commission and other youth organizations including
8 Lowell Peer Resources have long called for improvements to the 29 Sunset route, as it
9 serves many schools and youth-oriented destinations, and the route suffers from heavy
10 overcrowding and frequent pass-ups; and

11 WHEREAS, The 29 Sunset Improvement Project proposes to consolidate,
12 relocate, and improve bus stops with added amenities and implement sidewalk
13 improvements such as bus stop bulb-outs and install transit signal priority systems
14 along 25th Avenue, Lincoln Way, and Sunset Blvd, which is estimated to reduce travel
15 times on the 29 Sunset by 15-20%; and

16 WHEREAS, These travel time reductions would also help reduce wait times,
17 reduce passups, and increase reliability; and

18 WHEREAS, Although not currently proposed, transit lanes along Sunset Blvd, a
19 6-lane arterial road, would further improve reliability and reduce travel times, and have
20 been shown to improve pedestrian safety, as they have done with the 38 Geary Transit
21 Lanes¹; and

22 WHEREAS, San Francisco has a Transit First policy defined by San Francisco
23 City Charter SEC. 8A.115. stating, "Decisions regarding the use of limited public street

¹ <https://www.sfmta.com/project-updates/extending-transit-and-safety-benefits-western-geary-corridor>

1 and sidewalk space shall encourage the use of public rights of way by pedestrians,
2 bicyclists, and public transit, and shall strive to reduce traffic and improve public health
3 and safety.”; now therefore be it

4 RESOLVED, That the 2022-2023 Youth Commission of the City and County of
5 San Francisco supports the proposed 29 Sunset Improvement Project including bus
6 stop consolidations, stop infrastructure improvements, and transit signal priority
7 improvements; and be it

8 FURTHER RESOLVED, That the 2022-2023 Youth Commission of the City and
9 County of San Francisco urges the SFMTA to not reduce or remove any project
10 elements that would provide travel time reductions, as such removal would be against
11 the city’s transit first policy; and be it

12 FURTHER RESOLVED, That the 2022-2023 Youth Commission of the City and
13 County of San Francisco urges the implementation of Transit Only lanes along Sunset
14 Blvd to further reduce travel times and increase the reliability of the 29 Sunset.

EXPAND ACCESS TO YOUTH-CENTERED RECREATIONAL SPACES

The San Francisco Youth Commission urges for the permanency and expansion of the Slow Streets program, increased access to transit services to car-Free JFK in Golden Gate Park, the study of making other streets car-free, the expansion and invest in parks all throughout the city, the funding for public transportation to Camp Mather and the Marin Headlands, and funding and resources for The Mix at SFPL.

BACKGROUND

The Youth Commission is driven to ensure that all youth in San Francisco have access to recreational spaces and are receiving the full benefits of the city's slow streets, car-free spaces, public parks, and public resources. According to the Trust for Public Land's ParkScore Rankings which compare the quality of 100 U.S. Cities' parks based on 5 categories, San Francisco's parks rank 7th in quality overall but rank 31st in equity score, highlighting the need for equitable access to open spaces and parks all throughout the city.¹ 34.5% of San Francisco households do not own a car and lower income, Black/African American, Native American, Pacific Islander/Filipino, age 18-29, and age 65+ households were all significantly more likely to not have access to a vehicle than the 34.5% average.² This furthers our point on the need for investment in current parks in every neighborhood in the city, as well as the need for public robust transportation to parks across the city.

Slow Streets

In 2021, the Youth Commission passed RESOLUTION NO. 2021-AL-14³ urging officials to maintain and expand San Francisco's Slow Streets program near [schools](#). In 2022, the Youth Commission passed [RESOLUTION NO. 2022-AL-03](#) urging officials to approve a citywide network of permanent Slow Streets. In December 2022, the SFMTA Board approved the permanent Slow Streets [program](#). The Youth Commission recognizes the need for funding and resources in order to maintain the permanency of the newly approved program.

Car-Free Spaces

The Youth Commission recognizes the success of Car-Free JFK and believes in investing in transit lines that provide access to the park, as well as considering making other streets in the city car-free. In 2021, the Youth Commission passed RESOLUTION No. 2021-AL-12⁴ advocating for an equitable plan to support the long-term closure of John F. Kennedy (JFK) Drive and the

¹ <https://parkserve.tpl.org/customranking/?PS0667000>

²

https://www.sfmta.com/sites/default/files/reports-and-documents/2021/02/survey_findings_demo_graphics.pdf

³

https://sfgov.org/youthcommission/sites/default/files/2021-AL-14_Resolution%20Supporting%20Slow%20Streets.pdf

⁴

https://sfgov.org/youthcommission/sites/default/files/2021-AL-12_Resolution%20Closure%20of%20JFK%20and%20GH%20to%20Cars.pdf

Upper Great Highway to cars making JFK Drive permanently car-free. In the November 2022 Election, Proposition J, which permanently kept JFK car-free passed with 63% of voters approving the proposition. Making JFK Drive car-free was a major step toward increasing pedestrian and cyclist safety in San Francisco, especially as JFK Drive was on the City's High Injury Network.⁵ This also created recreational opportunities for everyone, including youth, and there have been 36% more daily park trips of walking, biking, rolling, and strolling on JFK Drive since before the closure.⁶

The closure of JFK Drive to cars has resulted in a reduction in parking, thus it is critical to make Muni service to the park, such as the 44 line, more efficient, robust, and reliable. In 2022, the Youth Commission passed RESOLUTION No. 2223-AL-09 where we highlighted concerns about the Muni 44 O'Shaughnessy line. The line provides public transit access to Golden Gate Park from the Bayview and Excelsior districts which have previously highlighted concerns about accessing Golden Gate Park since JFK has become car-free. It is heavily impacted by private vehicle traffic congestion and illegal parking near and in Golden Gate Park which causes increased travel times and contributes to declines in service reliability including bus bunching and service gaps (at times as many as 4 buses have bunched within a 2 block segment of the route).⁷ The Youth Commission recognizes the importance of the recreational and safe transportation opportunities that Car-Free JFK provides for people, especially youth. The Youth Commission believes in investing in and improving the 44 line in order to create more opportunities for Southeast San Francisco communities to access JFK Drive and other Golden Gate Park attractions. Seeing the success of car-free JFK, the Youth Commission recognizes the importance of and is curious about the potentiality of creating more car-free spaces throughout San Francisco.

Public Parks

The Youth Commission believes in expanding access to and improving other public parks in the city. Golden Gate Park has received significant political and media attention in part due to the recent Ferris Wheel and JFK Promenade debates, sees significantly more visitors, and receives more investment compared to other city parks. Other city parks such as John McLaren Park suffer from many issues leading them to “underperform as a citywide asset. A combination of deferred maintenance, decades of incomplete design ideas, and an inconsistent boundary with its adjacent neighborhoods, have created a park without a cohesive identity, sense of place or even a clear set of park entrances”⁸ The San Francisco Recreation and Parks Department has identified that many San Franciscans are unfamiliar with McLaren park and it is perceived by some as unkempt and dangerous but believes that through investing in and promoting the park's unique features, it can better serve its existing visitors and invite new users to explore it.⁹

Marin Headlands and Camp Mather Access

⁵ <https://www.sfmta.com/projects/golden-gate-park-traffic-safety-project>

⁶ <https://sfrecpark.org/1538/JFK-Promenade>

⁷ <https://twitter.com/thecliffbar/status/1543737173995708417?s=20&t=RbKlh9bUbfKLxPQM9DXiXQ>, <https://twitter.com/HaydenM16/status/1609681913060683777?s=20&t=RbKlh9bUbfKLxPQM9DXiXQ>

⁸ <https://sfrecpark.org/DocumentCenter/View/7224/Vision-Plan-Report-PDF> (pg. 10)

⁹ <https://sfrecpark.org/DocumentCenter/View/7224/Vision-Plan-Report-PDF> (pg. 18)

According to an SFMTA survey, more than 1 in 3 households in San Francisco do not own a car.¹⁰ Low Income and BIPOC households were even less likely to own a car. Car free access to parks is especially critical as the majority of youth can't or choose not to drive but still deserve to have mobility independence.

Prior to the COVID-19 related Muni service cuts on April 7th, 2020, Muni operated the 76X Marin Headlands Express which provided weekend and holiday service every 60-90 minutes from Downtown San Francisco to the Marin Headlands, the only public transit connection from San Francisco to the Marin Headlands, and served more than 40,000 riders per year in 2018 and 2019. According to Darren Brown, a transportation planner for the GGNRA, "The 76-Marin Headlands is the only transit line that takes passengers directly to different points of the park." The suspension of this critical Muni route has eliminated access for 1/3 of San Francisco households to one of the country's most visited national parks.

In 2003, a Civil Grand Jury released a report entitled "Sharing Camp Mather, San Francisco's Secret Jewel, With All San Franciscans" which examined inequities in access to Camp Mather such as limited publicity, a complex lottery based-application process, and a high rate of returning campers and provided recommendations to increase access including providing transportation from San Francisco to Camp Mather to campers who qualify for the low income campership program. The San Francisco Recreation and Parks Department currently provides transportation during Camp Mather's Senior Session but not during the regular family weeks. This leaves families without access to a car unable to enjoy this extraordinary city resource.

Public Spaces

The Youth Commission believes in expanding and improving public youth-centered spaces. The Mix at SFPL has historically provided youth with unique opportunities by providing multiple ways for youth to engage within the program space. The MIX is different from most library programs as it provides hands-on experience with activities such as sewing, music recording and production, 3D printing, and computer access rather than books. The space promotes youth leadership in addition to giving access to tools, technology, and people who support learning, self-expression, creativity, critical thinking, and innovation. All services provided by The Mix are free and accessible to all youth of all demographics.

The Mix's Current Hours of Operation

Sunday	Monday	Tuesday	Wednesday	Thursday	Friday	Saturday
12pm-6pm	1pm-6pm	1pm-8pm	1pm-8pm	1pm-8pm	1pm-6pm	12pm-6pm

All hours are currently only available after either 1 or 12 pm, restricting accessibility for all youth, especially during the summer when young people are not in school. The Youth Commission recognizes the importance of the Mix to provide opportunities for youth, who may not have ready access to such materials. Therefore, we believe extending the Mix's open hours increases accessibility and would create a space for increased youth participation.

10

https://www.sfmta.com/sites/default/files/reports-and-documents/2021/02/survey_findings_demographics.pdf

RECOMMENDATIONS

The Youth Commission urges the Mayor and Board of Supervisors to:

1. **Maintain slow streets program** - Provide funding and support for the SFMTA to fully implement and maintain permanent slow streets program infrastructure.
2. **Expand Car Free Space** - Urge and provide funding to city agencies to conduct outreach and complete a study on the potentiality of making other streets in San Francisco car-free.
3. **Address Transit Delay in Golden Gate Park and The Inner Sunset** - Direct the San Francisco Municipal Transportation Agency, San Francisco County Transportation Authority, and San Francisco Recreation and Parks Department to develop a plan to reduce delays for public transit on 9th Avenue from Judah Street to MLK Drive and MLK Drive from 9th Avenue to Hagiwara Tea Garden Drive including increased parking enforcement, parking and loading changes, turn restrictions, and restricting private vehicle access to 9th Avenue from Judah Street to Lincoln Way
4. **Provide Bus Transportation to Camp Mather** - Support and allocate funding for San Francisco Recreation and Parks Department to provide bus transportation from San Francisco to Camp Mather for at least 25% of family summer sessions at Camp Mather with bus transportation space prioritized for families receiving camperships
5. **Restore the 76X Marin Headlands Bus** - Support and allocate funding for the San Francisco Municipal Transportation Agency to restore Muni route 76X service to provide public transit access to the Marin Headlands and to urge the San Francisco Municipal Transportation Agency to seek potential grant funding from the Golden Gate National Recreation Area (GGNRA) or other sources to support the operation of the service
6. **Improve Local Parks** - Support and fund efforts of the San Francisco Recreation and Parks Department to improve and promote the use of both large parks such as John McLaren Park and local parks and playgrounds, especially those in equity zones
7. **Expand Hours at the Mix at SFPL** - Invest funding and resources to expand the Mix at San Francisco Public Library's working hours in order to create more opportunities for youth to connect and further their skills and hobbies.

ADDRESS VISION ZERO

The San Francisco Youth Commission urges for the reconvening of the Vision Zero Task Force, the reintroduction of a pilot program for automated speed enforcement, the follow through and expedition of SFMTA safety and quick-build projects, especially near schools, funding for Vision Zero projects, and consistent and broad enforcement from SFPD on the Focus on the Five on the High Injury Network.

BACKGROUND

San Francisco, and California as a whole, are both incredibly dangerous for pedestrians. California ranked 9th for the most pedestrian deaths in the United States.¹ San Francisco was ranked as the county with the 6th most dangerous traffic around schools in the country, according to an analysis by Zendrive.² Drop-offs and pickups at schools add up to 80,000 miles of driving per day on our streets.³ About 84 percent of the San Francisco Municipal Transportation Agency (SFMTA)'s 2015/2016 traffic calming applications and community requests are located within a quarter mile of a school.⁴ This large amount of traffic around schools increases safety threats for kids and families.⁵ 42% of San Francisco elementary school students live within walking distance of school, yet only 26% of students walk, portraying the walkability of our city's streets.⁶

In 2014, San Francisco adopted a Vision Zero policy that committed the city to eliminate all traffic deaths on city streets by 2024 through engineering safer streets, implementing education about traffic safety, enforcing traffic laws, and advocating for the legalization of new tools including automated speed enforcement.⁷

The Youth Commission supported the Vision Zero campaign in 2014 in MOTION NO. 1415-AL-01⁸, where we also stated that we wanted to become a part of the Vision Zero Coalition in order to offer a youth voice in our motion. After Mayor Ed Lee made the Vision Zero pledge in 2015, the San Francisco Vision Zero task force met quarterly. However, the task force started meeting infrequently after Lee's passing in 2018.⁹

Four years later, there was still little progress on Vision Zero. In 2018, the Youth Commission

¹ Peters, LaMonica. "California Ranks 9th for Pedestrian Deaths in the US." KTVU FOX 2, July 13, 2022. Accessed January 26, 2023. <https://www.ktvu.com/news/california-ranks-9th-for-pedestrian-deaths-in-the-us>.

² Walk SF. (2021, July 8). Safe Routes to School. Walk San Francisco. Retrieved January 23, 2023, from <https://walksf.org/our-work/safe-routes-for-all/safe-routes-to-schools/>.

³ SFCTA. "Child Transportation Study." Accessed January 26, 2023. <https://www.sfcta.org/projects/child-transportation-study>.

⁴ SFMTA School Safety Programs. (2021, October 28). SFMTA. Retrieved January 23, 2023, from <https://www.sfmta.com/sfmta-school-safety-programs>.

⁵ Walk SF, 2021.

⁶ Walk SF, 2021.

⁷

<https://www.visionzerosf.org/wp-content/uploads/2017/03/Vision-Zero-Action-Strategy-FINAL-Draft-3.14.2017.pdf>

⁸

<https://sfgov.org/youthcommission/sites/default/files/FileCenter/Documents/50971-1415-AL-01%20Vision%20Zero.pdf>

⁹ <https://www.sfchronicle.com/sf/article/traffic-death-new-york-17670657.php>

motioned to support BOS File No. 180401¹⁰, a hearing on senior pedestrian injuries and fatalities and targeted implementation of Vision Zero improvements with the recommendation that youth be included in the implementation of Vision Zero improvements.¹¹

In 2022, the task force only met once. However, in New York City, their Vision Zero Task Force has met every two weeks since 2014. The lack of progress on Vision Zero is evident, as traffic deaths have risen almost every year since 2018, and San Francisco ended 2022 with 32 deaths, tied with the decade high in 2016.¹² In February 2022, the Youth Commission passed RESOLUTION NO. [----] where we outlined the following issues.

In our 2022 resolution, the Youth Commission found that speed is the largest contributing factor to traffic fatalities, and even minor reductions in speed can significantly improve traffic incident outcomes.¹³ The SFMTA stated that “Between 2005-2014, 31% of all traffic fatalities nation-wide cited speed as a factor.”¹⁴

The Youth Commission recognizes that automated speed enforcement is an effective measure to reduce speeding-related crashes, fatalities, and injuries. Jurisdictions that have implemented automated speed enforcement programs have seen reductions in crashes, fatalities, and speeding. For example, in zones where cameras were installed in New York City, total crashes declined by 15%, total injuries by 17%, fatalities by 55%, and speeding by 70%.¹⁵ In a 2013 survey of over 3,700 San Franciscans, respondents ranked automated enforcement as one of the top three priorities that the City should implement in order to improve pedestrian safety in San Francisco.¹⁶ However, only 14 states use automated speed enforcement due to laws prohibiting or restricting them.¹⁷ In 2017, Assemblymember David Chiu collaborated with the late Mayor Ed Lee and San Jose Mayor Sam Liccardo on Assembly Bill 342, which would install automated speed enforcement throughout San Francisco and San Jose as a five-year pilot program. Unfortunately, it died in committee.¹⁸

The Youth Commission found that the SFMTA too often waters down its quick-build, safety, and traffic-calming projects. They modify and delete elements from their safety projects, and one

10

<https://sfgov.legistar.com/LegislationDetail.aspx?ID=3482897&GUID=AE5D6D8C-F50F-4DD6-8FA0-29242F107E68&Options=ID|Text|Attachments|Search=180401>

¹¹ “YOUTH COMMISSION MEMORANDUM.” SF GOV, May 2018. Accessed January 26, 2023.

https://sfgov.org/youthcommission/sites/default/files/1718-RBM-09_0.pdf.

¹² Cano, R. (2022, December 24). S.F. and New York each pledged to end traffic deaths. Why is N.Y. making more progress? San Francisco Chronicle. Retrieved January 23, 2023, from <https://www.sfchronicle.com/sf/article/traffic-death-new-york-17670657.php>.

¹³ Swan, R. (2019, May 20). Traffic fatalities soaring despite effort to make city streets safer. San Francisco Chronicle. Retrieved January 23, 2023, from <https://www.sfchronicle.com/bayarea/article/SF-sets-sights-on-no-street-fatalities-but-13857436.php>.

¹⁴ Speed Safety Cameras. (2022, July 5). SFMTA. Retrieved January 23, 2023, from <https://www.sfmta.com/projects/speed-safety-cameras>.

¹⁵ Speed Safety Cameras, 2022b.

¹⁶ Vision Zero Coalition. (2015, February). WHERE SAN FRANCISCO STANDS IN ACHIEVING VISION ZERO | YEAR ONE PROGRESS REPORT. sfbike.org. Retrieved January 23, 2023, from <http://sfbike.org/wp-content/uploads/2015/02/Vision-Zero-Report-2014-web.pdf?org=451&lvl=100&ite=7046&lea=3362887&ctr=0&par=1>.

¹⁷ “National Transportation Safety Board Safety Study.” *National Transportation Safety Board*, July 2015. Accessed January 26, 2023. <https://www.nts.gov/news/events/Documents/2017-DCA15SS002-BMG-Abstract.pdf>.

¹⁸ Swan, R. (2019b, May 20). Traffic fatalities soaring despite effort to make city streets safer. San Francisco Chronicle. Retrieved January 23, 2023, from <https://www.sfchronicle.com/bayarea/article/SF-sets-sights-on-no-street-fatalities-but-13857436.php>.

clear example of this is the 8th Avenue Neighborway Proposal.¹⁹ The SFMTA launched the Vision Zero Quick-Build program with the goal of delivering fast, affordable, and adjustable street modifications such as daylighting, protected bike lanes, parking and loading changes, and have painted pedestrian safety zones on the High-Injury network, for the 13% of city streets that account for 75% of severe traffic injuries and deaths. However, since 2020, there have only been 29 completed Quick-Build projects, according to the City's latest Quick-Build project list.²⁰

The Youth Commission would also like to see the SFMTA make progress on Valencia Street and San Jose Avenue, two heavily utilized and dangerous corridors. Valencia Street is one of San Francisco's most used biking corridors²¹ and it is also a part of the High Injury Network. Drivers have parked in the currently unprotected bike lanes and injured cyclists for years.²² Mayor London Breed called on the SFMTA to build a protected bike lane on Valencia Street within four months from September 2018.²³ However, despite political calls to action, the SFMTA still has not yet delivered protected bike lanes on Valencia Street. San Jose Avenue, also a part of the City's High Injury Network, is "dense with kids and families."²⁴ In a 2007 document titled *San Jose Avenue Traffic Calming*, staff from the San Francisco Planning Department wrote that "vehicles continuing from the San Jose expressway enter the neighborhood at speeds often in excess of 50 mph."²⁵ The document called for "interventions including bulb-outs, larger Muni islands, rumble strips, and planted medians to slow cars down and highlight crosswalks". The SFMTA still not has addressed the concerns of citizens, even after 60 people and local businesses brought their concerns to the SFMTA Citizens Advisory Council, prompting the council to pass a resolution acknowledging the unsafe conditions on San Jose Avenue that impact access to the many nearby schools, parks, local businesses, and transit stops in fall of 2022.

The Youth Commission found that the SFMTA Residential Traffic Calming Program has a very complex application process. The program has specific windows to apply and applications that require gathering signatures of at least 20 neighbors and a neighborhood vote if the street is found to be eligible for traffic calming. This extensive process to apply for traffic calming creates barriers for working class people who lack the time or resources to navigate the process.²⁶ The Youth Commission researched Vision Zero's "Focus on the Five" (FOTF), which is the prioritization of enforcement on dangerous driving behaviors in each police district. The FOTF driving citations include: 1) Speeding, 2) Running stop signs, 3) Running red lights, 4) Violating pedestrian right-of-way, and 5) Failing to yield while turning.²⁷ As part of its Vision Zero

¹⁹ SFMTA. (2017, October 18). SFMTA PROJECT TIMELINE. [sfmta.com](https://www.sfmta.com/sites/default/files/reports-and-documents/2017/10/october_8th_ave_boards_101817_final_compressed.pdf). Retrieved January 23, 2023, from https://www.sfmta.com/sites/default/files/reports-and-documents/2017/10/october_8th_ave_boards_101817_final_compressed.pdf.

²⁰ SFMTA. (2022, December). Vision Zero Quick-Build Project Updates. Retrieved January 23, 2023, from https://www.sfmta.com/sites/default/files/reports-and-documents/2023/01/2022-12_qb_project_updates_20230105.pdf.

²¹ Valencia Bikeway Improvements. (n.d.). SFCTA. Retrieved January 23, 2023, from <https://www.sfcta.org/projects/valencia-bikeway-improvements>.

²² Swan, R. (2019a, March 7). Breed targets bureaucracy in effort to improve SF pedestrian safety. San Francisco Chronicle. Retrieved January 23, 2023, from <https://www.sfchronicle.com/bayarea/article/Breed-targets-bureaucracy-in-effort-to-improve-SF-13668483.php>.

²³ MAYOR LONDON BREED ANNOUNCES NEW MEASURES TO IMPROVE PEDESTRIAN AND BICYCLIST SAFETY | Office of the Mayor. (2018, September 26). sfmayor.org. Retrieved January 23, 2023, from <https://sfmayor.org/article/mayor-london-breed-announces-new-measures-improve-pedestrian-and-bicyclist-safety>.

²⁴ Walk SF, 2021.

²⁵ Coale, 2023b.

²⁶ Residential Traffic Calming Program. (2022, November 29). SFMTA. Retrieved January 23, 2023, from <https://www.sfmta.com/getting-around/walk/residential-traffic-calming-program>.

²⁷ San Francisco Police Traffic Enforcement. (n.d.). Retrieved January 23, 2023, from <https://transpomaps.org/san-francisco/ca/sfpd-traffic-enforcement/analysis>.

commitment, the San Francisco Police Department (SFPD) made a commitment in 2014 to increase the percentage of “Focus on the Five” to 50% of all traffic citations.²⁸ However, the Youth Commission looked into performance data published on a monthly basis by the Controller’s Office, and found that while a few individual police districts have had success in attaining this goal, other districts and the SFPD as a whole have struggled to meet it.²⁹ Analysis of SFPD citation data from January 2018 to May 2022 shows that FOTF citations have averaged around 35% of all citations written year over year, and the FOTF citations that are written on the High Injury Network are a tiny fraction of all citations written citywide.³⁰ According to data from the City and County of San Francisco’s City Performance Scorecards, SFPD does not focus on FOTF in Northern, Ingleside, Central, and Bayview districts as the percent of total traffic citations for FOTF is below 50%, despite these districts having substantive data demonstrating high numbers of drivers who violate the top five traffic violations that cause accidents and risk public safety.³¹

RECOMMENDATIONS

The Youth Commission urges the Mayor and the Board of Supervisors to:

1. **Restart the Vision Zero Task Force** - Hold regular task force meetings and include a seat for a youth aged 12-23.
2. **Legalize Automated Speed Enforcement Cameras** - Urge state policymakers to reintroduce a state bill for a pilot program to allow for speed cameras in San Francisco.
3. **Deliver Street Safety Projects Quicker** - Urge the San Francisco Municipal Transportation Agency (SFMTA) to expedite its quick-build projects and major street redesigns, including implementing car-free zones, building extensive protected bike lane networks and creating transit-only lane networks, regardless of the necessary tradeoffs, such as removing extensive parking removal and repurposing vehicle travel lanes and streamline project approval processes.
4. **Prioritize Vision Zero Projects Near Schools** - Urge the San Francisco Municipal Transportation Agency (SFMTA) to especially prioritize traffic calming, safety initiatives, and slow streets in areas near schools.
5. **Fund Vision Zero Initiatives** - Provide funding for the San Francisco Municipal Transportation Agency (SFMTA) to implement and follow through on Vision Zero initiatives.
6. **Enforce “Focus on the Five” Traffic Violations** - Urge the San Francisco Police Department to increase and prioritize citing "Focus on the Five" violations throughout all districts, especially on the High Injury Network.

²⁸ Percentage of Citations for Top Five Causes of Collisions | City Performance Scorecards. (n.d.). sfgov.org. Retrieved January 23, 2023, from <https://sfgov.org/scorecards/transportation/percentage-citations-top-five-causes-collisions>.

²⁹ Lapka et al., 2017.

³⁰ San Francisco Police Traffic Enforcement, n.d.

³¹ Percentage of Citations for Top Five Causes of Collisions | City Performance Scorecards, n.d.

MAKE TRANSPORTATION SERVICES ACCESSIBLE AND RELIABLE FOR YOUTH

The San Francisco Youth Commission urges for the resources and funding to restore 100% of SFMTA transit routes, and the expansion of the school tripper program.


BACKGROUND

Transit Route Restoration

At the start of the COVID-19 pandemic, the SFMTA suspended many routes. Now most local routes have been restored, with the exceptions of the E Embarcadero, 3 Jackson, 10 Townsend, 28R 19th Avenue Rapid, 47 Van Ness, and various rush hour commuter and express buses. Frequency and span of service reductions are also still in place on almost every line¹. Most notably almost all lines that previously operated until midnight or 1 am have been reduced to end at 10 pm.

As part of the SFMTA Board-approved Muni 2022 Network project, the SFMTA committed to restoring the 10 Townsend and 28R 19th Avenue in January of 2022. However, these routes remain suspended as of February 2023. Additionally, despite announcing plans to develop a Service Expansion (110% service) plan with community outreach and engagement in Fall 2022, no such outreach has commenced and there is still no plan for restoration of the E Embarcadero, 10 Townsend, and 47 Van Ness. The SFMTA attributes the delays to an ongoing transit operator shortage and frequently points to a looming fiscal cliff despite receiving \$863 million in federal aid during the pandemic, through the American Rescue Plan and additional assistance².

The 47 Van Ness served 12,000 daily riders, 65% of whom had household incomes less than \$75,000, with 1 in 5 riders under the age of 25.³ It's important to note that the 47 previously served the Van Ness corridor alongside the 49 Van Ness Mission. The corridor has seen significant ridership growth and travel time savings since the opening of the Van Ness BRT project and the current 49 service is frequently over capacity, especially directly after school hours resulting in pass ups. The suspension of the 47 combined with the rerouting of the 27 Bryant has limited access to essential services in SoMa as there is no longer any Muni service on Bryant Street from 11th Street to 6th Street. This limits access to several grocery stores, the Hall of Justice, and the SFMTA towing impound lot.

¹  Cuts to Night-Time Muni Service

² <https://www.dailycal.org/2022/04/14/bart-sfmta-to-receive-386m-in-federal-funding>

³

https://docs.google.com/spreadsheets/d/1YXDJNjOkM6KLMXiXeVr73bZyCunxE9qyF0_mNZFBQKQ/edit?usp=sharing

The 28R 19th Avenue Rapid served 5,700 daily riders, 77% of whom had household incomes less than \$75k. More than 40% of riders were young people under the age of 25 and 60% of riders were non-white⁴. The 28R was a crucial route for youth and students, as it provided a fast, frequent route connecting to schools including Lick-Wilmerding, San Francisco State University, Lowell, and Lincoln High Schools.

In addition to route suspensions, overcrowded vehicles negatively impact thousands of student Muni riders every day. According to a survey by The Lowell, a student-run newspaper, 82% of Lowell students who take the 29 Inbound and 80% of students who take the 29 Outbound had been passed up meaning the bus was too full to pick up all waiting passengers.⁵ This survey showed that nearly four of five students take Muni from school at least 1 day a week and SFUSD data shows that 59% of SFUSD 9th Graders use Muni to get to or from school on a given day.

The Youth Commission has tirelessly advocated for transit service restoration since 2021. In Resolutions NO. 2021-AL-16⁶ and NO. 2021-AL-14⁷, the Youth Commission called on the SFMTA to commit to and develop a plan to restore 100% of service hours and routes, and return transit to 100% of pre-pandemic service levels to alleviate crowding during school commute hours and enable students who rely on transit for their commutes to safely get to school when they return to in-person learning.

Access to Clipper Cards has been an additional challenge for youth in San Francisco. Although the passage of Free Muni for All Youth in 2021 meant that youth no longer need to own a Clipper card in order to ride on MUNI buses⁸, youth are still required to pay in order to ride on BART. Although Youth Clipper cards are still available for purchase, and they provide a 50% discount for all rides on BART, accessing them is very difficult. There are two main avenues to obtain a Youth Clipper card, both of which present a challenge. Clipper cards can be sent in the mail, but according to BART Director Janice Li, it can take up to eight weeks for the card to be delivered to its recipient. In addition, Clipper cards can be bought in-person, but only at four locations within the City.⁹ This starkly contrasts adult Clipper cards, which can be purchased at

4

https://docs.google.com/spreadsheets/d/1YXDJNjOkM6KLMXiXeVr73bZyCunxE9qyF0_mNZFBQKQ/edit?usp=sharing

⁵ "Why Muni should give Lowell a special bus to curb overcrowding." The Lowell, <https://thelowell.org/98/multimedia/videos/watch-why-muni-should-give-lowell-a-special-bus-to-curb-overcrowding/>.

⁶ "Resolution SFMTA Transit Service Restoration." San Francisco Youth Commission, https://sfgov.org/youthcommission/sites/default/files/2021-AL-16_Resolution%20SFMTA%20Transit%20Service%20Restoration.pdf.

7

https://sfgov.org/youthcommission/sites/default/files/2021-AL-14_Resolution%20Supporting%20Slow%20Streets.pdf

⁸ "Free Muni for All Youth (18 Years and Younger)", SFMTA <https://www.sfmta.com/fares/free-muni-all-youth-18-years-and-younger>

⁹ "Sales and Service Locations," Clipper

these four ‘staffed locations’ along with dozens of self-serve machines and Walgreens retail stores. Therefore, significant barriers remain that make it difficult for Youth to obtain Clipper cards and receive the discount they are entitled to have.

School Tripper Program

The SFMTA School Tripper Program currently consists of 20 special bus trips that run along a regular Muni route but originate as an empty bus at a school along the route to reduce crowding and pass-ups throughout the line¹⁰. The trips are mandated by the Federal Transportation Administration to be open to the public, however, the buses primarily serve students from the schools they originated at. These 20 trips currently serve 15 schools.

The SFMTA has stated that they prioritize schools that experience high levels of pass-ups and crowding on surrounding routes and schools that are not already on high frequency corridors. SFMTA Director of Transit, Julie Kirshbaum stated that, “What is useful about the school trip being such a narrow window is we can add a lot of service without a lot of expense.”¹¹

The Youth Commission found it evident that this does not actually seem to be the case. Balboa High School has an enrollment of 1,260 students and is located near the terminus of some of Muni’s most frequent lines including the J, K, M, 8, and 49, and still receives 2 school trippers. Meanwhile, Lowell High School, San Francisco’s largest public high school, has an enrollment of 2,668 students and the only lines serving the school with a frequency of less than 20 minutes is the 29 Sunset with the 28 19th Avenue and M Ocean View half a mile away. Lowell does not receive any school trippers, despite requests from the Lowell administration and students dating back to at least 2017.¹² Lowell only serves as one of the more well-documented problems with the school tripper program and Muni service to schools in general. The Youth Commission has concerns regarding the fairness and efficacy behind the current distribution of the SFMTA School Tripper services.

RECOMMENDATIONS

The Youth Commission urges the Mayor and the Board of Supervisors to:

<https://www.clippercard.com/ClipperWeb/locations>

¹⁰ <https://www.sfmta.com/getting-around/muni/routes-stops/muni-routes-serving-city-schools>

¹¹ "Lowell Students Call for Increased Bus Service to Sunset District High School." San Francisco Examiner,

https://www.sfexaminer.com/news/the-city/lowell-students-call-for-increased-bus-service-to-sunset-district-high-school/article_b22bf49a-d4ec-58c6-bbba-0d1513aa9201.html.

¹² Why Muni should give Lowell a special bus to curb overcrowding." The Lowell, <https://thelowell.org/98/multimedia/videos/watch-why-muni-should-give-lowell-a-special-bus-to-curb-overcrowding/>.

1. **Provide funding to support 100% Muni service restoration** - including urging the SFMTA to prioritize the restoration of all routes including the 28R, and 47 and extending the span of service from 10 pm to at least midnight on routes that previously operated until or after midnight.
2. **Provide additional funding for Muni service operations** - advocate for federal and state transit operations dollars and provide local funding for transit service improvements including potential recruitment and retention bonuses and wage increases for operations critical employees that will support the SFMTA in restoring transit service.
3. **Urge the SFMTA to expand the school tripper program** - using clear metrics such as student body size, proximity to existing high frequency and high capacity transit service, and route overcrowding and pass-ups when determining how to allocate new and existing school tripper resources.

SUPPORT YOUTH AND TRANSITIONAL-AGED YOUTH EXPERIENCING HOMELESSNESS

The San Francisco Youth Commission Urges the City and County of San Francisco to further increase its efforts to address the homeless crisis in San Francisco, particularly among youth under the age of 25, by exploring the expansion of San Francisco's Navigation Center Network to best serve the needs of Youth and Transitional-Aged Youth experiencing, lessening the burden placed on caseworkers at Navigation Centers by hiring additional staff, and expanding upon existing services available at Navigation Centers across San Francisco.

Background

As of 2023, the homelessness crisis continues to be one of San Francisco's most pressing issues. However, this crisis did not develop overnight. It has steadily worsened, resulting in the unfavorable reality in front of us today. In 1985, a period in which homelessness and displacement were on the rise due to the recent recession, the Reagan Administration proposed large cutbacks on public and supportive housing programs such as Section 8.¹ As a result, homelessness and housing crises were left in the hands of local jurisdictions. In response, then San Francisco Mayor Dianne Feinstein implemented a program within the city to provide temporary housing and food to those seeking shelter. However, her administration did not adequately recognize the severity and longevity of homelessness, thinking it would be resolved once the recession ended. As a result, they did not address it with the urgency necessary to prevent potential exacerbation² and this inaction contributed to a deterioration of the crisis.

In the decades since the retrenchment of Section 8 and Feinstein's ten-year term as Mayor of San Francisco, other Mayors have earnestly attempted to undertake the issue of homelessness during their time in office. In particular, Mayors Art Agnos, Gavin Newsom, and most recently London Breed, have all made addressing homelessness a major policy priority, but despite their efforts and progress, the lack of available housing and homelessness crisis have both persisted.

San Francisco's decades-long struggle with homelessness has intensified in recent years, with the number of individuals within the City experiencing homelessness increasing throughout the 2010s. In 2007, the homeless population in San Francisco was 5,703, and this number climbed to 9,784 by 2019.³ Not only has the increase in homelessness affected those who are suffering on the streets and in shelters, but it has also affected the City as a whole. The presence of a larger homeless population in large areas of San Francisco has decreased foot traffic, causing an adverse impact on the economic livelihoods of both individuals living in these areas and local

¹US Department of Housing & Urban Development, Section 8 Program Background Information, accessed January 26, 2023, https://www.hud.gov/program_offices/housing/mfh/rfp/s8bkinfo

² Matthew Green, "TIMELINE: The Frustrating Political History of Homelessness in San Francisco," KQED, June 26, 2017,

<https://www.kqed.org/lowdown/22644/interactive-timeline-a-history-of-homelessness-in-san-francisco>.

³ Kate Eby, "History of How Many People Are Homeless in the Bay Area," ABC7 San Francisco, August 13, 2019, <https://abc7news.com/homeless-homelessness-bay-area-number-of-people/5260657/>.

businesses⁴. Therefore, the homeless crisis in San Francisco affects everyone residing within the City both directly and indirectly, and the large number of individuals living in poor conditions on our streets has received national attention and marred the reputation of San Francisco.⁵

In 2020, the COVID-19 Pandemic hit San Francisco, and the homeless population of the City was uniquely affected as sheltering-in-place was impossible for those lacking shelter. Because of this danger, the City took immediate action to mitigate health concerns from the Pandemic on individuals experiencing homelessness. Beginning in March 2020, San Francisco launched the Alternative Shelter Program, which sought to provide emergency shelter to individuals experiencing homelessness.⁶ In total, the program provided 9,093 people with a place to stay during the worst period of the Pandemic. Although this program was suspended in June 2021⁷, it proved that San Francisco is capable of providing individuals experiencing homelessness with safety and dignity when it takes decisive action. The Youth Commission believes that San Francisco should act strongly like this in order to finally end the issue of homelessness.

Although the homeless crisis has affected all age groups, youth have been especially susceptible to experiencing homelessness in recent years. Recently, Applied Service Research conducted a point-in-time (PIT) survey to measure the scope of the homeless crisis, and, in particular, its effect on youth. It found that in 2022, 1,073 San Franciscans under the age of 25 were experiencing homelessness.⁸ 902 individuals, or 84% of this group, were unsheltered, which is a far lower rate than the overall homeless population. Youth homelessness can be triggered by a variety of factors, with the most common being the loss of a job, an argument with a family member or friend, the use of alcohol and/or drugs, and mental health issues.⁹ When considering solutions, it is essential to understand that different causes of Youth homelessness require different solutions, necessitating a multifaceted strategy.

Furthermore, when measuring the scope and impact of the homeless crisis among Youth in San Francisco, it is clear that certain populations suffer disproportionately when compared to the population-at-large. Among the 1,073 Youth experiencing homelessness, 38% identified as

⁴ Alan Greenblat, Governing, 'Can a City Thrive When it's Downtown is Empty?', 1/31/23, Accessed 2/9/23 <https://www.governing.com/community/can-a-city-thrive-when-its-downtown-is-empty>

⁵ Michelle Robertson, SF Gate, 'San Francisco Has a Major Image Problem,' 11/1/21, Accessed 2/9/23 <https://www.sfgate.com/bayarea/article/san-francisco-major-image-problem-16575042.php>

⁶ "Alternative Shelter Program," hsh.sfgov.org, accessed January 25, 2023, <https://hsh.sfgov.org/covid-19/alternative-shelter-program/>

⁷ "Alternative Shelter Program," hsh.sfgov.org, accessed January 25, 2023, <https://hsh.sfgov.org/covid-19/alternative-shelter-program/>

⁸ Applied Service Research, "San Francisco Youth Homeless Count and Survey, 2022 Point-In-Time Report," accessed January 20, 2023, <https://hsh.sfgov.org/wp-content/uploads/2022/08/2022-San-Francisco-Youth-Count.pdf>

⁹ Applied Service Research, "San Francisco Youth Homeless Count and Survey, 2022 Point-In-Time Report," accessed January 20, 2023, <https://hsh.sfgov.org/wp-content/uploads/2022/08/2022-San-Francisco-Youth-Count.pdf>

LGBTQ+¹⁰. Sadly, this is often caused by families disowning their children after they become aware of their child's sexual orientation and/or gender identity.¹¹

LGBTQ+ Youth, and Transgender/Non-binary Youth in particular, are uniquely affected by mental health crises, with a Trevor Project report finding that 44% of LGBTQ+ Youth and 54% Transgender and Non-binary Youth in California seriously consider suicide. Therefore, many of these Youth experiencing homelessness are in desperate need of mental health services.¹²

In addition, Youth of Color are even more overrepresented in San Francisco's homeless population experiencing homelessness than among adults. In particular, 40% of Youth experiencing homelessness in San Francisco are Black, which dwarf's Black people's 6% share of the general population¹³. Given these statistics, all efforts to combat the homeless crisis among Youth must be expressly aimed at assisting those who are most affected by the crisis. It is therefore essential that the City ensures that Youth of Color have equitable access to culturally-competent housing.

Currently, San Francisco's primary effort to curb the homeless crisis has been in supportive and transitional housing,¹⁴ which youth may gain entry to through Access Points, such as Larkin Youth Street Services. However, there are several barriers in place that prevent many youth from getting the proper resources and shelter they need to rebuild their lives.

Before getting placed into supportive housing, there's criteria that must be met by the unsheltered youth, and proper documentation that must be prepared beforehand. This documentation consists of records such as immigration papers, housing history, and/or income verification. These documents are especially difficult to attain if youth are undocumented, full-time students, or runaways since it is unlikely they would have knowledge of or access to such documents. However, while eligibility for youth and transitional-age youth entry into supportive housing is already an arduous process, their experiences once accepted into supportive housing can also be debilitating and significantly delay their exits.¹⁵ There are various

¹⁰ Applied Service Research, "San Francisco Youth Homeless Count and Survey, 2022 Point-In-Time Report," accessed January 20, 2023,

<https://hsh.sfgov.org/wp-content/uploads/2022/08/2022-San-Francisco-Youth-Count.pdf>

¹¹ Megan Rose Dickey, "LGBTQ Youth Are Facing a Mental Health Crisis in California," Axios, December 16, 2022,

<https://www.axios.com/local/san-francisco/2022/12/16/lgbtq-youth-suicidal-thoughts-mental-health-california>.

¹² Megan Rose Dickey, "LGBTQ Youth Are Facing a Mental Health Crisis in California," Axios, December 16, 2022,

<https://www.axios.com/local/san-francisco/2022/12/16/lgbtq-youth-suicidal-thoughts-mental-health-california>.

¹³ Applied Service Research, "San Francisco Youth Homeless Count and Survey, 2022 Point-In-Time Report," accessed January 20, 2023,

<https://hsh.sfgov.org/wp-content/uploads/2022/08/2022-San-Francisco-Youth-Count.pdf>

¹⁴ Kevin Fagan, Yuri Avila, and John Blanchard, "8 Ways to Improve San Francisco Housing for Homeless People," The San Francisco Chronicle, December 6, 2022,

<https://www.sfchronicle.com/projects/2022/sf-homeless-housing/>.

¹⁵ Joaquin Palomino and Trisha Thadani, "S.F. Has Spent Millions to Shelter the Homeless in Run-down Hotels. These Are the Disastrous Results," The San Francisco Chronicle, April 26, 2022,

<https://www.sfchronicle.com/projects/2022/san-francisco-sros/>.

factors that may contribute to a distressing experience in supportive housing; for instance, location, accessibility of services, and staffing.

Many of the single room occupancies that are utilized by the Department of Homelessness and Supportive Housing (HSH) as supportive housing sites are severely dilapidated¹⁶ and almost entirely congregated within the Tenderloin and South of Market (SoMa),¹⁷ which are neighborhoods infamous for high rates of drug dealing and usage. To place youth and transitional-age youth experiencing homelessness in housing conditions unfit for adults, and expect them to be able to rebuild their lives from the ground up given minimal and rudimentary resources, is absurd and counterintuitive to efforts toward alleviating the homeless crisis.

Moreover, upwards of 40% of the 650+ recorded drug overdose deaths in the Tenderloin took place in SRO's, and, "in total, San Francisco's supportive housing SROs have been the site of at least 16% of all fatal overdoses citywide [from 2019 until now], though the buildings house less than 1% of the population."¹⁸

Additionally, services and programs implemented and funded by the city such as harm reduction centers are also often siloed and unavailable at supportive housing sites themselves. Because of this, youth and transitional-age-youth may be discouraged from utilizing them, thus, potentially delaying their exits and needed medical treatments.

While mobile sites and services provide a temporary solution for youth unable to travel to receive services, upholding these sites and services is strenuous for the staff and can cause major burn-out which then results in loss of staffing that places further strain upon other sites. Careers in this work field are fatiguing to manage and uphold due to 1) low pay, 2) lack of training for challenging work, and 3) very few opportunities for professional advancement.¹⁹

In fact, during the summer of 2022, SRO workers went on strike for a day to protest against their working conditions and demand higher pay for their labor. Many of the case managers that work in SRO's and clinics have caseloads that far exceed federal recommendations (20:1 to 25:1).²⁰ During the strike, one of the social workers claimed that the average caseload varies, but that he had 110 caseloads, his friends had 85 and 50 respectively, and that he knew two workers at the

¹⁶ Joaquin Palomino and Trisha Thadani, "S.F. Has Spent Millions to Shelter the Homeless in Run-down Hotels. These Are the Disastrous Results," The San Francisco Chronicle, April 26, 2022, <https://www.sfchronicle.com/projects/2022/san-francisco-sros/>.

¹⁷ Kevin Fagan, Yuri Avila, and John Blanchard, "8 Ways to Improve San Francisco Housing for Homeless People," The San Francisco Chronicle, December 6, 2022, <https://www.sfchronicle.com/projects/2022/sf-homeless-housing/>.

¹⁸ Trisha Thadani and Joaquin Palomino, "SF's Deadly Failure on the Drug Crisis Is Unfolding inside Its Own Housing Program," The San Francisco Chronicle, December 15, 2022, <https://www.sfchronicle.com/projects/2022/san-francisco-sros-overdoses/>.

¹⁹ Jackie Botts, "Five Challenges in Expanding California's Permanent Supportive Housing — and Potential Solutions," The GroundTruth Project, February 1, 2022, <https://thegroundtruthproject.org/five-challenges-in-expanding-californias-permanent-supportive-housing-and-potential-solutions/>.

²⁰ Julia Dickson-Gomez et al., "Identifying Variability in Permanent Supportive Housing: A Comparative Effectiveness Approach to Measuring Health Outcomes," *American Journal of Orthopsychiatry* 87, no. 4 (2017): 414–24, <https://doi.org/10.1037/ort0000232>.

Mission Hotel who each had 150.²¹ While working with burnt-out and transitory staff, it can be difficult to build trust or form an actual connection between homeless youth and service providers, thus impeding a person's recovery after homelessness.

Past & Present Youth Commission Advocacy

The San Francisco Youth Commission has long advocated on the homelessness crisis, and especially its effects on Youth and TAY (Transitional-Age Youth). Every year since 2012, the San Francisco Youth Commission has dedicated a section of its Budget and Policy Priorities to addressing the needs of Transitional-Age Youth experiencing homelessness.²² The Youth Commission has tirelessly advocated for increasing the amount of funding allocated towards serving the needs of these Youth. And indeed, the number of available services for Youth and TAY experiencing homelessness has increased in recent years, which has led to a decrease in the number of Youth and TAY experiencing homelessness in San Francisco. In addition, previous Youth Commission Budget and Policy Priority advocacy has resulted in concrete solutions. In the 2019-2020 Budget and Policy Priorities Report, the Youth Commission urged for the expedient construction of a Navigation Center solely focused on serving Transitional-Age Youth.²³ Following this advocacy, in February 2021, the City opened a 75-bed Navigation Center at 700 Hyde Street that continues to serve the needs of TAY experiencing homelessness.²⁴ In addition, the Transitional Housing Program operates the Castro Youth Housing Initiative, which currently assists 38 Youth who identify as LGBTQ+ with temporary housing and additional supportive services²⁵. Although the Youth Commission celebrates this progress, we also note that it is not nearly enough. Even with this Navigation Center, 84% of Youth and TAY experiencing homelessness in San Francisco are still unsheltered as of 2022.²⁶

Noting both the progress made as a result of prior advocacy as well as the continued need for more funding and support, the Youth Commission continues to demand stronger initiatives with the aim of building on the advocacy of past Commissions and addressing an overdue crisis that has proved extremely difficult to solve. By addressing the present needs of Youth and TAY experiencing homelessness right now, we hope to alleviate this crisis and hopefully pave a pathway toward resolving it.

²¹ Holly McDede and Matthew Green, "Tenderloin Housing Clinic Workers Strike in Demand for Higher Wages," KQED, July 27, 2022, <https://www.kqed.org/news/11920638/tenderloin-housing-clinic-workers-strike-in-demand-for-higher-wage> S.

²² "Archive of Budget and Policy Reports," San Francisco Youth Commission, accessed January 19, 2023, <https://sfgov.org/youthcommission/archive-budget-and-policy-reports>

²³ FY 2019/20 & 20/21 Budget & Policy Priorities, San Francisco Youth Commission, accessed January 19, 2023, <https://sfgov.org/youthcommission/sites/default/files/SF%20Youth%20Commission%20BPPs%2019-20%20C%2020-21%20FINAL.pdf>

²⁴ "San Francisco to Open New 75-Bed Navigation Center for Transitional Age Youth Office of the Mayor, February 3, 2021, accessed January 19, 2023, <https://sfmayor.org/article/san-francisco-open-new-75-bed-navigation-center-transitional-age-youth>

²⁵ Castro Youth Housing Initiative Project Profile, CHS Resources, Accessed March 1, 2023 <https://www.csh.org/resources/project-profile-castro-youth-housing-initiative/>

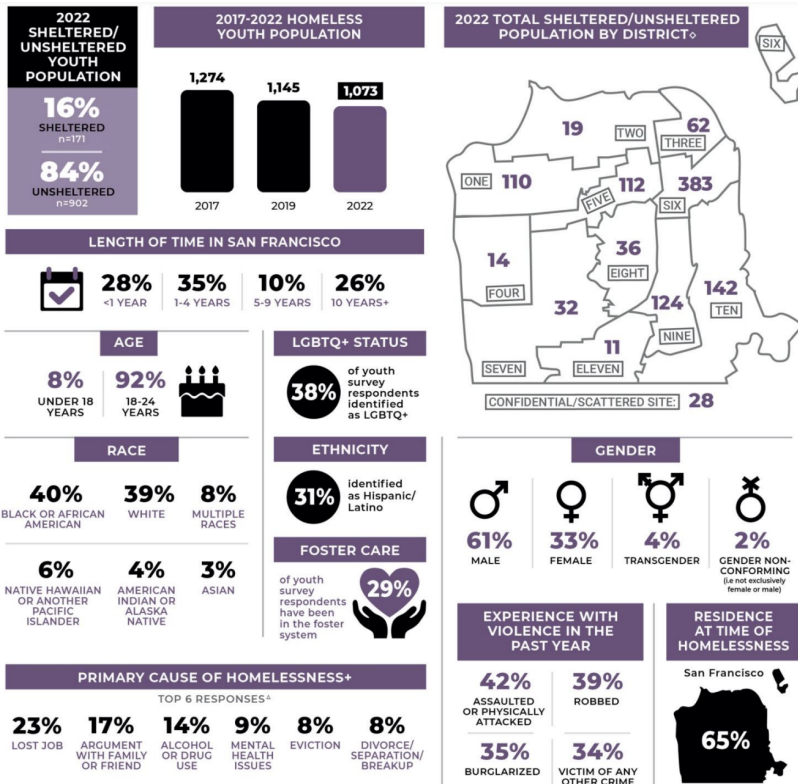
²⁶ Applied Service Research, "San Francisco Youth Homeless Count and Survey, 2022 Point-In-Time Report," accessed January 20, 2023, <https://hsh.sfgov.org/wp-content/uploads/2022/08/2022-San-Francisco-Youth-Count.pdf>

RECOMMENDATIONS

The Youth Commission urges the Mayor and Board of Supervisors to:

- 1. Consider opening additional Navigation Centers, including an additional Navigation Center for Transitional-Aged Youth** - Expand the city's network of Navigation Centers in order to ensure that there are enough beds for people experiencing homelessness, especially Youth and Transitional-Aged Youth. Specifically, the City should explore the possibility of opening a second Navigation Center explicitly focused on serving the needs of Transitional-Aged Youth experiencing homeless. Ideally, this space would not be in close proximity to the existing TAY Navigation Center on 700 Hyde to ensure that people across the city have adequate access to the necessary services that Navigation Centers provide.
- 2. Hire more case managers to ensure an adequate ratio of case managers to residents** - for years, case managers in San Francisco's Navigation Centers have been overworked, making it more difficult for them to do their jobs. Thus, the Youth Commission recommends that the City invest resources into hiring more case managers to bring San Francisco in line with the federal recommendation of no more than 25 individuals per case manager.
- 3. Increase funding for development of on-site services** - we recommend that the Mayor and the Board of Supervisors include and allocate additional funding in the City Budget to the Department of HSH explicitly for the development of permanent services located at supportive housing and at Navigation Centers. Provided the additional funding, we would hope to mitigate the inefficiency of services and programs being inaccessible due to it not being within proximity to TAY (Transitional-Age Youth) housing.

Attached to 'Current Conditions'



Applied Service Research, "San Francisco Youth Homeless Count and Survey, 2022 Point-In-Time Report," accessed January 20, 2023, <https://hsh.sfgov.org/wp-content/uploads/2022/08/2022-San-Francisco-Youth-Count.pdf>

STUDY THE REMOVAL OF THE CENTRAL FREEWAY

The San Francisco Youth Commission urges for a partnership with Caltrans to identify historical documents and needed research to study the removal of the Central Freeway, to identify and apply for grant sources to study and develop plans for the Central Freeway removal, and to center the voices of marginalized groups most affected by the Central Freeway

BACKGROUND

The Youth Commission recognizes that freeways disproportionately affect marginalized communities. When President Dwight Eisenhower signed the Federal Aid Highway Act, he created a foundation for mass suburbanization and an economy centered on the automobile. The act facilitated mass highway construction.¹ The highways propelled the economic development of predominantly White communities while creating the physical and economic destruction and underdevelopment of Black and low-income communities.² Planners of the interstate highway system routed many highways directly and intentionally through Black and Brown communities. Deborah Archer, professor at the New York University School of Law, explains that “Black people have been intentionally sacrificed to feed America’s growth and expansion”, demonstrating how the construction of highways benefited White communities while exploiting Black and Brown communities.³ A historical analysis of census data revealed that freeways in San Francisco had become a color line, with a notably different racial composition of communities on both sides.⁴

Freeways are extremely detrimental to the environment. The transportation sector is the largest source of greenhouse gas emissions in California. In San Francisco, the transportation sector accounts for 2.2 million metric tons of CO₂e, or roughly 47% of the Carbon Dioxide Equivalent (CO₂e) emissions, according to the state’s most recent pre-pandemic inventory.⁵ Youth in particular have higher risks for health impacts from air pollution near roadways.⁶

Freeways also overwhelmingly negatively affect the health of communities living near them with constant air and noise pollution, and safety hazards. Residents living near freeways report seeing, feeling, hearing, and smelling traffic and its negative by-products on a regular basis. They experience traffic exhaust on the sidewalk, bus stop, as well as in their homes. They are constantly disturbed by traffic noise and speeding cars.⁷

Regarding the Central Freeway, Teresa Jan from Multistudio said that its constant flow of traffic “is the main source of noise pollution to the adjacent neighborhoods. It contributes to tinnitus,

¹ “How freeways bulldoze California communities of color,” Calmatters, <https://calmatters.org/housing/2021/11/california-housing-crisis-podcast-freeways/>.

² Deborah N. Archer, Transportation Policy and the Underdevelopment of Black Communities, https://papers.ssrn.com/sol3/papers.cfm?abstract_id=3797364#.

³ Archer, Transportation Policy, [Page 1].

⁴ <https://urbanhabitat.org/files/Sciammas%20Traffic%20Causes%20Death%202.pdf>

⁵ Letter by Scott Wiener, “Caltrans Central Freeway Letter,” November 28, 2022, <https://drive.google.com/file/d/1qDBIKNdXhZXyejOi3bbiqRBADm2l3kXgy/view>.

⁶ “Near Roadway,” United States Environmental Protection Agency.

⁷ Traffic Causes Death and Disease in San Francisco Neighborhood | Reimagine! (n.d.). <https://www.reimagineerpe.org/node/2814>

cognitive impairment...and other preventable health problems including bronchitis, emphysema, abnormal heart rhythm, congestive heart failure, stroke.”⁸

Freeways are inconsistent with the City’s transportation goals. The San Francisco City Planning Commission and Board of Supervisors adopted the Transit First Policy in 1973, “giving top priority to public transit investments as the centerpiece of the city's transportation policy and adopting street capacity and parking policies to discourage increases in automobile traffic. This policy encourages multi-modalism rather than the continued use of the single-occupant vehicle”, as stated in the Planning Department’s Transportation Element of the General Plan.⁹

Freeways significantly contribute to increased traffic accidents and fatalities in communities near them. According to SF StreetsBlog, “The highest instances of pedestrian fatalities are reported to center around freeway ramps that spill the highest volumes of motor traffic onto wide, one-way arterial roads in the city’s eastern neighborhoods. In SoMa, a growing residential population is walking in some of the city's harshest conditions.”¹⁰ Removing freeways would allow our City to meet its environmental, public transportation, and Vision Zero goals.

In November 2022, California Senator Scott Wiener (District 11) sent a letter to the California Department of Transportation (Caltrans) requesting a study on the removal of the Central Freeway, which was co-signed by 12 nonprofit organizations, including Kid Safe SF, Spur, the San Francisco Bicycle Coalition, Walk San Francisco, the Hayes Valley Neighborhood Association, the Housing Action Coalition, and more.¹¹

Embarcadero Freeway Removal

There are numerous local examples of highways that have successfully turned into vital community spaces. For instance, when San Francisco’s 1989 Loma Prieta earthquake damaged the elevated double-decker Embarcadero Freeway, officials turned the area into a water-facing, pedestrian-friendly urban boulevard which has become one of the most popular attractions in the City.¹² Traffic increases from the Embarcadero Freeway removal predicted by Caltrans failed to materialize. Traffic actually improved without the freeway because the network of local streets, which were underutilized with the nearby freeways, were able to absorb and manage a great deal of traffic capacity.¹³ After the Embarcadero freeway removal, the new boulevard saw increases in jobs, retail sales, and affordable housing in the market. Furthermore, the property tax base for the City increased.¹⁴ Additionally, the new boulevard encouraged public transit, and various modes of transit, walking, and cycling were able to coexist with cars after the freeway removal.¹⁵

⁸ Rudick, R., Owens, D., Rudick, R., Bialick, A., Rudick, R., Curry, M., & Rudick, R. (2022, November 18). SPUR Talk: Bury or Tear Down US-101 and the Central Freeway. Streetsblog San Francisco.

<https://sf.streetsblog.org/2022/11/18/spur-talk-bury-or-tear-down-us-101-and-the-central-freeway/>

⁹ "San Francisco General Plan," San Francisco Planning, <https://generalplan.sfplanning.org/>.

¹⁰ "City's Pedestrian Crash Toll Dwarfs Preventative Safety Costs," StreetsBlog SF, <https://sf.streetsblog.org/2011/04/12/citys-pedestrian-crash-toll-dwarfs-preventative-safety-costs/>

¹¹ "Forget the Central Subway—What's Happening With the Central Freeway?," San Francisco Standard, <https://sfstandard.com/housing-development/forget-the-central-subway-whats-happening-with-the-central-freeway/>.

¹² Claire Wang, "Federal Highway Removal Program Raises Hopes in California," The American Prospect, <https://prospect.org/infrastructure/building-back-america/federal-highway-removal-program-raises-hopes-in-california/>.

¹³ John Norquist, A Freeway-Free San Francisco, [Page 5],

¹⁴ Norquist, A Freeway-Free, [Page 10].

¹⁵ Norquist, A Freeway-Free, [Page 16].

Octavia Boulevard Freeway Removal

Additionally, the Youth Commission found that in 1999, voters approved a proposition to build Octavia Boulevard to replace the concrete section of the Central Freeway west of Market Street.¹⁶ In 2003, the Central Freeway ramp north of Mission Street was demolished, and plans for the new Octavia Boulevard were approved. In 2004, construction on the new Octavia Boulevard began after the San Francisco Board of Supervisors urged the San Francisco County Transportation Authority (SFCTA) to study the relocation of the freeway's on-and off-ramps and alternatives to the freeway, and postpone retrofits in order to lessen the negative impacts on the surrounding neighborhoods.¹⁷ The land beneath the section north of Market Street was redeveloped into housing, while the remainder south of Market Street was repaired.¹⁸

According to the Project for Public Spaces, the transformation of Octavia Boulevard led to a 75% increase in transit trips (a large increase in housing production), a 23% increase in employment, an increase in home values, and a new park development.¹⁹

In a follow-up study of the Octavia Boulevard freeway closure, Caltrans concluded that a campaign alerting drivers of alternatives was a success as drivers learned new ways to navigate the City by car and a traffic increase did not ensue.²⁰ Research found that taking down the Central Freeway would create opportunities for new housing, similar to Octavia Boulevard.²¹ One survey suggested that removing three miles of the Central Freeway would make space for 13,000 new homes.²² The late San Francisco Mayor Ed Lee, SPUR, and the Spring 2014 graduate design studio at UC Berkeley noted that this section of freeway was underutilized and its removal could allow for new housing to be built and also simplify the Caltrain Downtown Extension and California High-Speed Rail projects.²³

Octavia Boulevard has become a model for other cities, as it has been honored at the local and national level, including an award last month from the American Planning Association. There is congestion on the roadway and tension at the park, however this problem is a result of the boulevard's new popularity.²⁴

¹⁶ "Forget the Central,"

¹⁷ "Resolution urging the Governor to postpone future retrofits of the Central Freeway deck and to commit the State to participate in a study of alternative future configurations for the Central Freeway.," San Francisco Board of Supervisors, <https://www.sfbos.org/ftp/uploadedfiles/bdsupvrs/resolutions04/r0304-04.pdf>.

¹⁸ Alex Mullaney, "Any Plan for the Central Freeway Must Be Community-Led, New Coalition Says," San Francisco Standard, <https://sfstandard.com/transportation/future-plans-central-freeway-community-coalition/>.

¹⁹ "Octavia Boulevard: Creating a Vibrant Neighborhood from a Former Freeway," Project for Public Spaces, <https://www.pps.org/article/octavia-boulevard-creating-a-vibrant-neighborhood-from-a-former-freeway#:~:text=The%20city%20accomplished%20this%20by,light%20fixtures%20and%20brick%20color>.

²⁰ Henderson, "Conservative Fight," FoundSF.

²¹ Robert Steuteville, "Urban repair through freeway removal," CNU,

<https://www.cnu.org/publicsquare/2021/04/22/urban-repair-through-freeway-removal#:~:text=A%20mile%2Dlong%20section%20of,to%20the%20I%2D80%20interchange>.

²² Roger Rudick, "SPUR Talk: Bury or Tear Down US-101 and the Central Freeway," StreetsBlog SF, <https://sf.streetsblog.org/2022/11/18/spur-talk-bury-or-tear-down-us-101-and-the-central-freeway/>.

²³ John Norquist, A Freeway-Free San Francisco, [Page 18], https://www.cnu.org/sites/default/files/freeway-free-san-francisco_0.pdf.

²⁴ <https://www.sfgate.com/bayarea/place/article/SAN-FRANCISCO-An-urban-success-story-Octavia-2659608.php>

The Youth Commission recognizes that studying and completing freeway removal is an expensive process. The 2022 Bipartisan Infrastructure Law (BIL) established the new Reconnecting Communities Pilot discretionary grant program, funded with \$1 billion for planning grants and capital construction grants, as well as technical assistance, to restore community connectivity through the removal, retrofit, mitigation, or replacement of eligible transportation infrastructure. States, local governments, metropolitan planning organizations, and nonprofit organizations can apply for a planning grant to study removing, retrofitting, or mitigating an existing eligible facility or to conduct planning activities necessary to design a project to remove, retrofit, or mitigate an existing eligible facility.²⁵ The City and County of San Francisco is eligible for a planning grant from the Reconnecting Communities Pilot program to complete various studies on the Central Freeway.²⁶

The Youth Commission learned about a provision in the 2005 San Francisco General Plan's Transportation Element which called for a comprehensive study on the removal of the Central Freeway south of Market Street and an "analysis of the impacts and benefits on surrounding neighborhood livability, local and regional transportation, especially Muni and regional transit services, and economic impacts"²⁷, but the study was never completed.²⁸ The Planning Department was said to be updating the transportation section of the General Plan in 2022, and what will happen to the study of the Central Freeway is yet to be seen.²⁹ However, the Planning Department's Chief of Staff, Dan Sider, said the department still has not conducted any meaningful engagement on the freeway removal study.³⁰

In January 2023, The Youth Commission passed RESOLUTION NO. 2223-AL-07 outlining the issues caused by freeways, examples of successful past freeway removals, and urging the City and County of San Francisco to study the Central Freeway.³¹ This resolution was the first ever resolution related to freeways passed by the Youth Commission. After the passing of the resolution, Youth Commissioners met with leaders from Vision Boulevard, the new grassroots campaign and movement to remove the Central Freeway.³² In March 2023, Youth Commissioners attended a community forum at Manny's called "Should the Central Freeway Come Down?" Youth Commissioners will continue meeting with community leaders, organizations, agencies, and attending events to continue our advocacy in regard to freeways.

²⁵ "Reconnecting Communities Pilot Program – Planning Grants and Capital Construction Grants

²⁶ "Reconnecting Communities," United States Department of Transportation.

²⁷ "San Francisco," San Francisco Planning.

²⁸ "Forget the Central,"

²⁹ Mullaney, "Any Plan," San Francisco Standard.

³⁰ Mullaney, "Any Plan," San Francisco Standard.

³¹ <https://sfgov.org/youthcommission/sites/default/files/RESOLUTION%202223-AL-07%20v3.pdf>

³² Vision Blvd. "Home," n.d. <https://www.visionblvd.org/>.

RECOMMENDATIONS

The Youth Commission urges the Mayor of San Francisco and the Board of Supervisors to:

1. **Study the Freeway** - Work with Caltrans to identify relevant historical documents and to complete the study on the removal of the Central Freeway for which a study has already been explicitly called for, in San Francisco's General Plan.
2. **Source Grants for the Study** - Identify and apply for grants to study and develop plans for freeway removal, such as the Reconnecting Communities Pilot program.
3. **Solicit and Listen to Community Input** - Center the voices of marginalized groups, and acknowledge the letter that more than 100 organizations, nonprofits, and cultural districts sent to the Planning Department and its officials requesting to be in the center of all actions made regarding the Central Freeway.³³

³³ Mullaney, "Any Plan," San Francisco Standard.

MAKE FREE MUNI FOR ALL YOUTH PERMANENT

The San Francisco Youth Commission urges for the continued promotion and funding of Free Muni for all Youth by including it as a baseline in the SFMTA budget.

BACKGROUND

The Youth Commission has consistently advocated for Free Muni For Youth (FMFY). This advocacy began in 2010 with RESOLUTION NO. 1011-AL04¹ calling on SFMTA and San Francisco Unified School District (SFUSD) to implement the Youth Lifeline Fast Pass. Further resolutions called for the expansion of the program to 18-year-olds and later to expand the program to all youth.

The FMFY program was created in 2013 as a pilot program that allowed low to moderate-income youth aged 5-17 to ride for free. The program was partially funded with a grant from Google. The implementation was a partial response to SFUSD yellow school bus cuts. The means-tested pilot program became permanent in 2015.² In April 2020, the program was expanded to 18-year-olds and students enrolled in Special Education and English Learner programs through age 22.³

The 2019-20 Youth Commission passed RESOLUTION NO. 1920-AL-14⁴ where they highlighted that the Free Muni for Low- and Moderate Income Youth program suffered from a complex application process and was not widely known, especially to people with limited English proficiency and people who do not have easy access to the SFMTA offices at 1 South Van Ness Avenue. Youth Commissioners proposed the FMFAY Program in the resolution. The new program would reduce the administrative burden on SFMTA to process applications, verify eligibility, and issue Clipper cards.

During the 2019-20 budget advocacy season and forward, Youth Commissioners met with SFMTA budget staff urging them to fund the 1-year pilot program. Additionally, Youth Commissioners included the FMFAY program in their fall 2020 Omnibus Preliminary Budget Priorities.

¹

<https://sfgov.org/youthcommission/sites/default/files/FileCenter/Documents/37481-10-11--AL04--Youth%20Lifeline%20Follow%20Up.pdf>

² <https://www.kqed.org/news/127970/google-to-fund-san-franciscos-free-muni-for-youth-program>

³ <https://www.sfmta.com/blog/young-people-ride-muni-free>

⁴

https://sfgov.org/youthcommission/sites/default/files/1920-AL-14_FINAL%20RESOLUTION_Free%20Muni%20For%20ALL%20Youth%20included%20in%20SFMTA%20budget.pdf

On August 15, 2021, Muni, with \$2 Million in funding included in Mayor Breed's Fiscal Year (FY) 2022 budget proposal, launched the 1-year pilot FMFAY program until August 14, 2022. On April 19, 2022, the SFMTA Board of Directors voted to approve their FY 2023-24 budget⁵ which included \$4.1 Million to continue the FMFAY program until June 2024.

The FMFAY program is critical in removing the financial burden of fares for families. The easy and equitable access to public transportation that the FMFAY program provides is essential for San Francisco's young people to access school, extracurricular activities, jobs, and other opportunities.

The implementation of FMFAY has dramatically increased program accessibility compared to the previous means-tested program. SFUSD's most recent travel tally survey⁶ found that 60% of SFUSD 9th graders use Muni on a given day. The new program is succeeding in reaching youth who didn't previously have a Free Muni Clipper Card. 61% of youth utilizing the FMFAY program did not participate in the means-tested FMFY program.⁷

RECOMMENDATIONS

The Youth Commission urges the Mayor and the Board of Supervisors to:

1. **Continue the Free Muni for All Youth program** - Provide funding and include it in all future SFMTA baseline budgets.
2. **Apply for Grants to fund the program**
3. **Continue to Promote the Free Muni for All Youth program** - especially through communications at the beginning of the school year.

5

https://www.sfmta.com/sites/default/files/reports-and-documents/2022/04/4-19-22_mtab_item_12b_consolidated_budget_-_book.pdf

⁶ https://docs.google.com/file/d/114DDUWnTGwrca2AGUYQ2wao6tfcuKp_F/edit?filetype=msexcel

⁷ ■ Free Muni for Youth Survey Results January 2022.pdf

ALTERNATIVES TO YOUTH AND TRANSITIONAL-AGED YOUTH INCARCERATION

The San Francisco Youth Commission supports alternatives to youth and transitional-aged youth incarceration - including a finalized plan for a facility grounded in wellness and rehabilitation, continued financial support for the juvenile justice center, and other existing departments and organizations that support youth and transitional-aged youth most at risk of incarceration.

BACKGROUND

This advocacy began with the 2018-2019 Youth Commission via their Budget and Policy Priority report, which advocated for the closure of Juvenile Hall and the expansion of wrap-around services that provide opportunities for rehabilitative and restorative justice for juvenile offenders.

On April 9, 2019, Supervisors Shamann Walton, Hillary Ronen, and Matt Haney introduced BOS File No. 190392 [Administrative Code - Juvenile Hall Closure],¹ amending the Administrative Code to require Juvenile Hall be closed by December 31, 2021, expand community-based alternatives to detention, and provide a rehabilitative, non-institutional place of detention, among other recommendations to support community-based alternatives to detention. Additional Supervisors, such as Supervisors Gordon Mar, Aaron Peskin, and Sandra Lee Fewer, quickly signed on, bringing the total number of supporters to a majority. After the Young Women Freedom Center organized a rally on City Hall steps, Supervisors Ahsha Safai and Vallie Brown added their names to their colleagues, guaranteeing that the vote would be immune to a veto.² This legislation was then referred to the Youth Commission in May 2019.



Following a presentation on the proposed ordinance from the District 10 Office, the Transformative Justice Committee commented on the legislation with a letter of support stating that the Youth Commission believes that San Francisco must develop an expanded array of alternatives to incarceration for young people. In addition to expanding community-based alternatives to detention, the City would provide a rehabilitative, non-institutional place of detention, establish a working group for the closure plan, and establish a Youth Justice Reinvestment Fund. The Youth Commission was in unanimous support of the legislation.

¹ City and County of San Francisco Board of Supervisors Legislation. "Administrative Code - Juvenile Hall Closure," April 9, 2019. Accessed February 18, 2023.

<https://sfgov.legistar.com/LegislationDetail.aspx?ID=3917990&GUID=3EDAB515-DF4A-44E4-9F22-ADE1BC86C0E4&Options=ID|Text|&Search=190392>.

² City and County of San Francisco Youth Commission. (2019). SF Youth Commission BPPs 19-20, 20-21 FINAL.pdf. SF.GOV. Retrieved January 26, 2023, from <https://sfgov.org/youthcommission/sites/default/files/SF+Youth+Commission+BPPs+19-20,+20-21+FINAL.pdf>

On June 4, 2019, the Board of Supervisors voted 10-1 on BOS File No. 190392, marking a radical shift in how San Francisco would now handle criminal justice for young people.

In November 2021, the San Francisco Close Juvenile Hall Work Group (which had its first meeting on December 18, 2019) published an 88-page report to the Board of Supervisors with 39 proposed recommendations.³ 32 of the recommendations were about the general atmosphere of the Juvenile Hall such as programs and activities, and the remaining 7 recommendations were about the space of the Juvenile Hall. The making of the proposed recommendations included the following participants: 14 workgroup members, 17 government agencies, and 7 subcommittees with over 10 members each. On December 31, 2021, after releasing the report, the San Francisco Close Juvenile Hall Work Group disbanded.

As of today, January 22, 2023, over three years since the BOS voted on closing Juvenile Hall, San Francisco's Juvenile Hall remains open. As perfectly stated by San Francisco Chronicle, "City Hall red tape has delayed this effort well past its deadline" and today, "Juvenile Hall is still open well past its targeted closure date" and with "the city paying a staggering \$1.1 million per kid each year to house them."⁴ Supervisor Shamann Walton added, "We are still committed to closing Juvenile Hall... But there are some real obstacles."⁵ While some of the obstacles seem reasonable, such as the City not being able to close the facility with no follow-up plan as there has to be one sort of alternative finalized in terms of what to do with juvenile offenders, others are not, like the fact that there have been delays in creating alternative support programs for rehabilitation, and most importantly, identifying an alternative site.

Due to the delays regarding the closure of Juvenile Hall, on December 14, 2022, Commissioners met with Juvenile Justice Center (JJC) Chief Katherine W. Miller to discuss updates on Juvenile Hall and learn about why it had yet to be closed. Chief Miller gave a briefer to the Commissioners on the current situation with the JJC. Commissioners learned that the Board of Supervisors never formally approved any of the proposals recommended by the workgroups. Therefore, the City never had a formal obligation to carry out any of the proposals for Juvenile Hall. Additionally, Commissioners learned that during the creation of the proposals, it seems that no one checked the legality of each proposal and whether the Board of Supervisors or the Mayor had the jurisdiction or power to approve and uphold these proposals. Several of the proposals require the State to sign off on the approval or require the approval of other agencies such as probation officers, courts, police officers, and public health employees. Chief Miller stated that "most of the power is on the Courts because it is a state agency, not a county agency, therefore, the Board of Supervisors nor the Mayor can tell them



³ San Francisco Close Juvenile Hall Work Group. (2021 C.E., November). SF.GOV. Retrieved January 26, 2023, from https://sfgov.org/juvprobation/sites/default/files/CJHWG_FINAL_Report+to+the+Board+of+Supervisors_11.29.21_0.pdf

⁴ Cabanatuan, M. (2022, May 21). San Francisco's juvenile hall was scheduled to close last year. So why are kids still locked up there? San Francisco Chronicle. Retrieved January 26, 2023, from <https://www.sfchronicle.com/sf/article/San-Francisco-juvenile-hall-17182867.php>

⁵ Cabanatuan, 2022

what to do or change.” In order to move forward and for the proposals to come to fruition, the BOS and working groups must figure out every single decision-maker needed to approve each of the proposals, and sit down with them to come to a mutual conclusion.

Furthermore, Commissioners learned about the two hearings the Board of Supervisors held in February and May 2022. The February hearing listed all the proposals created and the public agencies that would have a responsibility to approve and ensure the proposals were met. The May hearing viewed the 32 recommendations again and discussed the possibility of working with the State Courts and District Attorney’s office on reducing the use of warrants.

Commissioners also learned about the current state of the JJC. Chief Miller described the Hall as a “jail”, and her ideal goal for the transformation of the Hall is to “create a place grounded in wellness, transformation, and connection to the community with small amounts of people.” However, for the new Hall to be created, JJC needs approval by the State and local presiding judge to construct a new building that is up to code and meets the requirements for a facility housing juvenile offenders. The JJC also needs the approval of a new site to create this rehabilitative building. Chief Miller suggested that a new, smaller 30-bed facility be built on the current property, an 80% reduction on the current size of the Center. However, when the plans for the current JJC were created in the late 1990s the desire for increased funding for the project led to the approval and construction of a \$45 million, 150-bed facility.⁶

Chief Miller and staff have been successful in creating small changes in the JJC that makes the detained youth more comfortable and support rehabilitation, though they have held back from making more substantial physical changes as they do not know “what will happen to the Hall in a few months... a year.” The smaller changes made to the JJC include, but are not limited to, new and improved mattresses, an outdoor kitchen so that the youth can have meals together, new sports/fitness equipment, asking the youth what type of clothes they want to wear, what colored walls they want in their room, and if they want rugs/desks/etc, and brought in almost a dozen community programming. The JJC has also hired an architect and has been working with community members, and the youth currently incarcerated to design a new Center that meets the requirements set by the State and follows their vision for what they want the Center to represent; however, no physical progress or decisions have been possible without the permission of the Courts and State.

⁶ Jones, A. (2022, May 24). Why there will be no new Juvenile Hall for San Francisco? Medium. Retrieved January 26, 2023, from <https://caldemency.medium.com/why-san-francisco-juvenile-hall-will-not-close-558f7d838fc3>

In February 2023, the Youth Commission took a tour of the Juvenile Justice Center with Chief Miller. On this tour, Commissioners visited different rooms, including the Center's dental and hospital section, classrooms, the library, the gym, the outdoor spaces, living quarters, and so on. Commissions were able to ask pressing questions, inquire about what they saw, and afterward, discuss the future of the Center. Most importantly, the Commissioners viewed first-hand the additions Chief Miller has made to the Center and were able to learn more about the changes made; the most important change being the new undergarments and clothing the youth receive, rather than getting hand-downs of previously detained youth. This small but significant change has made the youth's experience more positive. Changes such as these must continue to be made (but in order for this to happen, the Center needs additional funding).



San Francisco Juvenile Probation Department Monthly Statistics Through August 2022

There has been a drastic drop in juvenile crime in San Francisco in the past few years. Data from the San Francisco Juvenile Probation Department⁷ demonstrates that:

- 1) The average daily population in Juvenile Hall between January 2021 and August 2022, was 16 youth, with a peak population of 19 youth;
- 2) There were 288 youth on active caseload, about the same as August 2021 with 29% of pre-adjudicated cases being handled through various types of diversion;
- 3) 58% of youth on active caseload were active in San Francisco programs;
- 4) There were 28 youth in alternative placements, a 32% decrease from August 2021;
- 5) In August, the gender breakdown of Juvenile Hall was 88% boys, the racial/ethnic breakdown of Juvenile Hall was 65% Black youth, 24% Latinx youth, and 12% AAPI youth, and the age breakdown of Juvenile Hall was over 44% young adults ages 18 and older;
- 6) There were 24 admissions to Juvenile Hall, where 63% were mandatory: 10 new law violations, 4 warrants/court orders, and 1 transfer-in, and 37% were non-mandatory: 7 DRI scores and 2 DRI overrides for repeated failures to engage after prior citations;
- 7) There were 52 referrals to Probation: 40 were for felonies (77%); 15 of which were for 707(b) offenses (29%); 7 were for misdemeanors (13%); 5 were for warrants/probation violations (10%); and there were 13 CARC referrals and 6 Make it Right referrals; and
- 8) As of the last day of August, there were 16 youths in Home Detention, with the average length of stay being 118 days. 81% were boys, 50% were Black and 50% were Latinx, and 94% were pre-adjudicated.

⁷ San Francisco Juvenile Probation Department Monthly Statistics Through August 2022. (2022, October 12). SF.GOV. Retrieved January 26, 2023, from https://sfgov.org/juvprobation/sites/default/files/JPC_Monthly_Report_10.6.22.pdf

FUNDING FOR JUVENILE HALL

During the Commissioners' meeting with Chief Miller, they discovered that funding for the new Center has not been addressed by the Board of Supervisors nor the working groups, however, building an entirely new building is extremely expensive. Additionally, because California's State Juvenile Centers were shut down, each county is now responsible for having a Juvenile Center; every county needs to create a plan for the historically small group of youth that would be taken to for serious offenses. While we want the Juvenile Hall to be closed and move towards rehabilitative alternatives for youth incarceration, San Francisco is required to have a Juvenile Hall by the State.

In 2021, Governor Gavin Newsom signed SB 92,⁸ setting a defined closure date of June 30, 2023, for all of California's remote Division of Juvenile Justice (DJJ) facilities. Under the state's new plan, rather than spending their young impressionable years locked in prisons, young people convicted of the most serious offenses would remain in their home counties, closer to their families and communities. Punitive measures would give way to "public health approaches to support positive youth development," the legislation states.⁹

In September 2020, Newsom signed SB 823, which shifts responsibility for youth convicted of serious offenses from the state to the counties, provides \$118,339,000 to counties in the 2022-23 fiscal year, and increases the annual allocation to \$208,800,000 in 2024-25 and beyond. Additionally, after SB 823 passed, the State provided counties with \$9.6 million in one-time grants to help them prepare to receive the new population of youth who had previously been sent to the state—money that could be used for upgrading local juvenile detention facilities to make them more secure.¹⁰

The City and County of San Francisco received this one-time \$9.6 million grant, called the Juvenile Justice Realignment Block Grant (JJRBG), in 2020. The grant, as stated by San Francisco's DJJ Realignment Subcommittee, will be utilized to "support young people who were otherwise eligible for commitment to the Division of Juvenile Justice (DJJ) prior to its closure. These young people could range in age from 14 to 25 and would have been adjudicated to be a ward of the juvenile court based on an offense described in subdivision (b) of Section 707 or on an offense described in Section 290.008 of the Penal Code."¹¹ However, Chief Miller stated that San Francisco "has not formally accepted the funding by the State."

⁸ "Bill Text - SB-92 Juvenile Justice." Accessed February 18, 2023. https://leginfo.ca.gov/faces/billTextClient.xhtml?bill_id=202120220SB92.

⁹ Division of Juvenile Justice. (2022, December 5). DJJ Realignment/Closure Portal. Retrieved January 26, 2023, from <https://www.cdcr.ca.gov/juvenile-justice/djj-realignment-portal/>

¹⁰ BERNSTEIN, N. (2022, June 27). California Budget Plan Supports Shifting Youth from State Prisons to Juvenile Halls, Amid Opposition. The Imprint. Retrieved January 26, 2023, from <https://imprintnews.org/justice/juvenile-justice-2/california-budget-youth-prison-juvenile-halls/66105>

¹¹ San Francisco's Juvenile Justice Realignment Block Grant Annual Plan. (2021, December 20). Retrieved January 26, 2023, from https://www.chhs.ca.gov/wp-content/uploads/2022/07/San-Francisco-DJJ-Realignment-Plan_Final_Submission_OYCR.12.27.21_Redacted.pdf

CONCLUSION

We reaffirm what the 2018-2019 Youth Commission's Budget and Policy Priority #4 stated, "Solutions to incarceration are simple and multifaceted—the city needs to build with community partners and invest in community resources and address unmet physical and emotional needs of a young person... We must address the initial reasons why a young person gets into contact with the legal system." It takes \$1.3 million to house a single youth in Juvenile Justice Center, Instead, the City's funding priority should be to increase funding to address harm, support local organizations and community programs that offer incentives that move away from gangs, crimes, and violence, and on a larger scale, change how our City addresses youth incarceration.

RECOMMENDATIONS

The Youth Commission urges the Mayor of San Francisco and the Board of Supervisors to:

- 1) Continue to fund City Departments and CBO's that support youth and provide violence prevention and youth development** - the Youth Commission supports additional funding to City Departments and CBO's such as 1) the San Francisco Department of Children, Youth, and their Families¹², which ensures that families with children are a prominent and valued segment of San Francisco's social fabric by supporting programs and activities in every San Francisco neighborhood; 2) the San Francisco Human Rights Commission¹³, which advocates for human and civil rights, and works in service of the City's anti-discrimination laws to further racial solidarity, equity, and healing, and created the Dream Keeper Fellowship and My Brother and Sister's Keeper, to serve communities of color in San Francisco, with a particular focus on African Americans, and on justice in-risk and public housing youth and their families; 3) Young Women Freedom's Center¹⁴, a social services organization that provides support, mentorship, training, employment, and advocacy to young women and trans youth of all genders in California who have grown up in poverty, experienced the juvenile legal and foster care systems, have had to survive living and working on the streets, and who have experienced significant violence in their lives; 4) Coleman Advocates¹⁵, a non-profit organization that has pioneered programs and policies to expand opportunity for San Francisco's children, youth and families, and focuses on building more effective, equitable, and supportive public schools in San Francisco and beyond; 5) 5 Elements SF¹⁶, A San Francisco youth program that uses hip-hop culture and Ethnic Studies to develop the social and emotional learning of youth through art, critical education, and civic engagement; and 6) United Playaz¹⁷, a San Francisco-based violence prevention and youth development organization that provides a comprehensive range of services to prepare vulnerable youth for higher education, employment, and healthy living within a safe, nurturing, and collaborative environment.
- 2) Increase funding for the Juvenile Justice Center's basic needs and programs/resources available for detained young people** – using the increased resources allocated by the State, the \$9.6 million, to accomplish this.
- 3) Work with the State and Courts to finalize a plan to improve and possibly expand the existing facility that is grounded in rehabilitation and wellness** – Identify the needs and goals of youth interacting with the facility, both short and long-term, and improvements to meet these needs, while also identifying possible limitations.

¹² "Juvenile Probation Commission Presentation ." Department of Children, Youth, and their Families | San Francisco, October 2022.

https://sfgov.org/juvprobation/sites/default/files/DCYF%20JPC_Presentation_October%202022%20Final%2010-12-22.pdf.

¹³ "Human Rights Commission." Human Rights Commission | San Francisco. Accessed February 22, 2023.

<https://sf.gov/departments/human-rights-commission>.

¹⁴ "Young Women Freedom Center: #Freedom2030." Young Women's Freedom Center, February 15, 2023. <https://youngwomenfree.org/>.

¹⁵ Coleman Advocates. Accessed February 22, 2023. <https://colemanadvocates.org/>.

¹⁶ 5 Elements SF. Accessed February 22, 2023. <https://www.5elementssf.org/>.

¹⁷ United Playaz, January 9, 2023. <https://unitedplayaz.org/>.

EXPAND HARM REDUCTION MEASURES FOR YOUTH DRUG USE BY FUNDING A NARCAN PROGRAM IN ALL SAN FRANCISCO SCHOOLS

The San Francisco Youth Commission urges the implementation of a Narcan Program in San Francisco schools to expand harm-reduction measures.

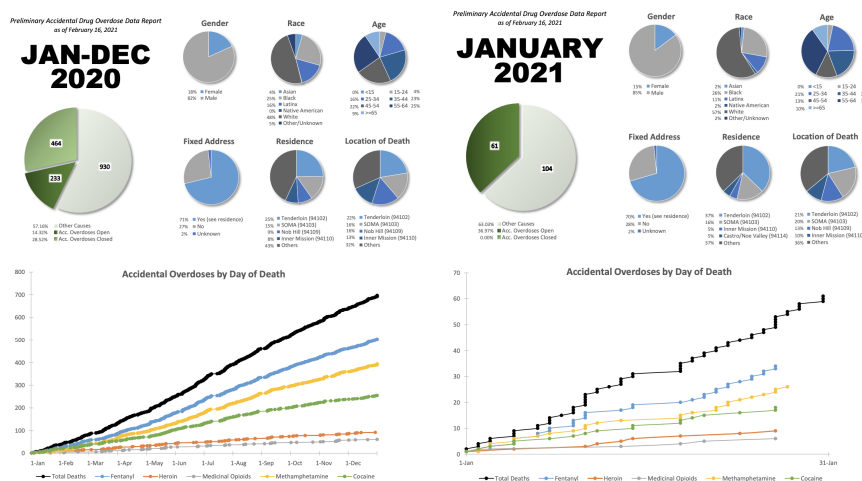
BACKGROUND

Fentanyl is a quick-acting synthetic opioid pain reliever with a potency 50–100 times greater than that of heroin. Recently, there has been a rise in illegally manufactured fentanyl in laboratories as fake prescription pills, which has been frequently linked to recent drug overdose deaths.

FENTANYL IN SAN FRANCISCO

In the spring of 2015, the first wave of illegally-produced fentanyl entered San Francisco. Since then, there have been multiple clusters of overdoses linked to fentanyl.¹⁸ Fentanyl overdoses are commonly caused by other drugs being contaminated with Fentanyl or Fentanyl pills being sold as other drugs. According to the California Department of Public Health, there were 234 fentanyl-related deaths in California in 2016 and 373 in 2017, a 59% increase in only one year.¹⁹

In 2020 and 2021, San Francisco's Tenderloin and South of Market (SOMA) districts saw between 18% and 23% of overdose deaths. In total, over 1,360 drug overdose deaths have occurred in San Francisco, with the Tenderloin district and SOMA once more hosting the majority of these fatalities.²⁰



¹⁸ Eliza Wheeler and Kristen Marshall, "Fentanyl Safety: A Guide for San Francisco's First Responders," Harm Reduction, 2023, <https://harmreduction.org/wp-content/uploads/2020/08/Resource-Fentanyl-FentanylSafetyAGuideforSanFrancisco.pdf>

¹⁹ Wheeler and Marshall, "Fentanyl Safety: A Guide for San Francisco's First Responders."

²⁰ Luke N. Rodda, "OCME Overdose Report," February 17, 2021, accessed January 10, 2023, <https://sf.gov/sites/default/files/2021-01/2021%20OCME%20Overdose%20Report.pdf>



A recent rise in “rainbow fentanyl” has now saturated San Francisco’s drug supply, with drug dealers targeting teenagers and young adults because the brightly colored pills/powder attracts younger buyers.

Although teen drug use has remained constant over time (about 30% of 10th graders), deaths have been rapidly increasing in San Francisco: 253 in 2019, 680 in 2020, and 880 in 2021. Additionally, in the United States, fentanyl is at fault for 77% of drug-related deaths among teenagers.²¹

According to California's Overdose Surveillance Dashboard²², it appears that fentanyl-related opioid deaths are trending younger. For example, the highest prevalence of fentanyl-related overdose deaths in Alameda County in 2020 occurred in adults 30 to 34 years old, and in 2021, it shifted to people 25 to 29 years old.

In February 2018, three non-opioid-using young people overdosed simultaneously overnight in the Haight Ashbury neighborhood. Samples of paraphernalia and other drugs found at the scene were tested by the Office of the Chief Medical Examiner. It was discovered that methamphetamine, ketamine, fentanyl, and acetyl fentanyl were in the drugs, despite the young people believing that they were only taking ketamine.²³

Additionally, according to a national study²⁴ that examined 25 cases from 2004 to 2013 of small children dying and/or surviving after accidentally ingesting fentanyl, there were twelve cases being fatal, the youngest case of fentanyl overdose involved a 1-year-old, boys as young as 2 survived, and the majority of cases involved boys between the ages of 2 and 4.

On November 27, 2022, a 10-month-old baby accidentally overdosed on fentanyl at a San Francisco Marina district playground, likely caused by powder exposure, though it is difficult to determine exactly when and where such exposure occurred.²⁵

LIFE-SAVING NALOXONE

More than one in three opioid overdoses involve witnesses,²⁶ and with the correct equipment, like Naloxone, bystanders can take action to prevent overdose deaths. Naloxone is a life-saving treatment designed to quickly reverse the effects of opioid overdoses.²⁷ Naloxone is administered as a nasal spray.) Naloxone acts as a temporary countermeasure to opioids and quickly brings back normal

²¹ Jennifer Epstein, “Naloxone Distribution Project: The Power To Save Lives,” Slide show presentation, <https://docs.google.com/presentation/d/1xTPvqRaqXmbH4IdrjNtir51j5QtwEFAw/edit?usp=sharing&ouid=111580268407164799664&rtpof=true&sd=true>

²² “Alameda County Dashboard Count,” California Overdose Surveillance Dashboard, accessed January 7, 2023, <https://skylab.cdph.ca.gov/ODdash/?tab=CTY>.

²³ Kurtis Alexander, “Deaths of Three Men in the Haight Traced to Fentanyl-Laced Street Drugs,” San Francisco Chronicle, February 23, 2018, accessed January 7, 2023, <https://www.sfgate.com/bayarea/article/Deaths-of-three-men-in-the-Haight-traced-to-12704657.php>.

²⁴ William V. Stoecker et al., “Boys at Risk: Fatal Accidental Fentanyl Ingestions in Children,” National Library of Medicine, November 2016, accessed January 7, 2023, <https://www.ncbi.nlm.nih.gov/pmc/articles/PMC6139757/>.

²⁵ Mallory Moench, “Dad Reveals Horrific Details of Baby’s Reported Fentanyl OD at SF Park,” San Francisco Chronicle, December 7, 2022, accessed January 7, 2023, <https://www.sfchronicle.com/bayarea/article/San-Francisco-authorities-investigating-whether-a-17621718.php>.

²⁶ Epstein, “Naloxone Distribution Project: The Power To Save Lives.”

²⁷ “Naloxone,” U.S. Department Of Health & Human Services, September 27, 2022, accessed January 7, 2023, <https://www.samhsa.gov/medication-assisted-treatment/medications-counseling-related-conditions/naloxone>.

breathing in those whose breath has slowed or even stopped. Naloxone is also easy to store and has a long shelf life.²⁸

16 percent of individuals who acquire take-home Naloxone from schools have helped to reverse an opioid overdose.²⁹ California's Good Samaritan Law protects individuals who may use Naloxone to reverse an overdose.

NALOXONE IN CALIFORNIA AND SAN FRANCISCO

In 2017, the largest single-city Naloxone distribution program in the United States, the Drug Overdose Prevention and Education (DOPE) Project, provided approximately 20,000 doses of Narcan (brand name for Naloxone). DOPE has recorded over 1,266 overdose reversals.³⁰

A Narcan Program has been adopted in California school districts such as Placer County, Marin County, Solano County, and Los Angeles County, with data showcasing great success in drug overdose reversals, a decrease in drug-related deaths, and more families/citizens' aware on fentanyl-laced pills, the symptoms of an overdose, and how to administer Naloxone.³¹

In December 2022, California also passed SB 367³², known as the Campus Opioid Safety Act, to prevent opioid-related overdoses on State University campuses by providing naloxone (without a cost) and educating young people on its uses.³³

San Francisco currently lacks a Narcan program in its schools, despite a high number of youth drug-related deaths. However, San Francisco's city employees do have access to free Narcan and training.

In February 2023, the Youth Commission passed RESOLUTION No. 2223-AL-08 [Combating Fentanyl Usage in Youth] urging the Board of Supervisors and the Mayor of San Francisco to implement a Narcan program in all San Francisco public, private, and charter schools.

To educate ourselves more on the drug crisis in San Francisco, Youth Commissioners also attended two events in January focused on Safe Consumption Sites, and possible strategies to decrease fentanyl-related overdoses and deaths. Commissioners were able to hear from current San Francisco residents about their personal experiences with drugs and their concerns/fears/questions, and from experts working in the field.

²⁸ Emergent Biosolutions. (2020, August). Frequently Asked Questions about NARCAN® (naloxone HCl) Nasal Spray Shelf-Life Extension and Updated Storage Conditions. Retrieved January 19, 2023, from https://pharmacy.iowa.gov/sites/default/files/documents/2020/08/narcan_faq.pdf

²⁹ Epstein, "Naloxone Distribution Project: The Power To Save Lives."

³⁰ National Harm Reduction Coalition and San Francisco Department of Public Health, "The DOPE Project," National Harm Reduction Coalition, November 7, 2022, accessed January 7, 2023, <https://harmreduction.org/our-work/action/dope-project-san-francisco/>.

³¹ Holly McDede and Center for Health Journalism, "San Francisco's Overdose Crisis Has Received National Attention. So Why Is the Data Such a Mess?," Center for Health Journalism, August 31, 2022, accessed January 7, 2023, <https://centerforhealthjournalism.org/2022/08/08/san-francisco-s-overdose-crisis-has-received-national-attention-so-why-data-such-mess>.

³² "Campus Opioid Safety Act." Accessed February 18, 2023. <https://www.cdph.ca.gov/Programs/CCDPHP/sapb/Pages/Campus-Opioid-Safety-Act.aspx>.

³³ CBS San Francisco. (2022, December 26). New California law allows colleges, universities to obtain naloxone without cost. CBS News. Retrieved January 19, 2023, from <https://www.cbsnews.com/sanfrancisco/news/campus-opioid-safety-act-sb367-colleges-universities-naloxone-narcan-without-cost/>

RECOMMENDATIONS

The Youth Commission urges and recommends the Mayor of San Francisco and the Board of Supervisors to:

- 1) **Grant additional funds to the Department of Public Health** - in order for a Naloxone Distribution Program to be implemented.
- 2) **Apply for a grant from the California Department of Health Care Services (DHCS)** - to access free naloxone for organizations and entities eligible to administer or distribute naloxone through the California Public Health standing order, and to individuals with a valid prescription.
- 3) **Implement a Narcan Program in all San Francisco public, private, and charter schools in collaboration with the Department of Health Care Services (DHCS) and the Drug Overdose Prevention and Education (DOPE) Project** - to reduce fentanyl overdose-related deaths among San Francisco's youth.
- 4) **Ensure that schools have a proportion of boxes of Naloxone deemed appropriate by the Department of Public Health.**
- 5) **Have free Naloxone available to San Francisco students, school faculty/staff, and the parents of youth** - to have some on hand in case they become a bystander in a fentanyl or drug overdose.
- 6) **When distributing Naloxone, include a pamphlet with clear steps and images on how to administer Naloxone** - as well as clear information on what an overdose looks like and the type of symptoms that can occur, and other local resources available.
- 7) **Increase availability and accessibility of substance-use services** - such as therapy, counseling, and information packets for parents about rehab and resources to support youth in San Franciscans who struggle with drug addictions.

URGING SAN FRANCISCO TO TAKE IMMEDIATE ACTION IN RESTORING BAYVIEW HUNTERS POINT

The San Francisco Youth Commission urges the Mayor and Board of Supervisors to commit to replenishing Bayview Hunters Point environmentally to sustain the community for future generations.

BACKGROUND

In California, BIPOC communities are five times more likely to live within a half-mile of a polluted place.³⁴ Bayview Hunters Point is currently a majority low-income and BIPOC (Black, Indigenous, People of Color) community where Black residents comprise $\frac{2}{3}$ of the area's population (20,000 black residents).³⁵ The Bayview community has faced a disproportionate amount of environmental and social injustice for many decades.



Before World War II, the area was mainly desolate, with only a few facilities; however, after the war, with high industrial demand, many black residents were forced to move into less adequate industrial housing to places such as Bayview. Due to racist policies such as redlining, many Black residents couldn't move to safer and less polluted neighborhoods. Thus they stayed in Bayview for many decades to come. According to the San Francisco Department of Public Health, Bayview is more at risk of health and environmental catastrophes than other communities, as 27% of the community is within a quarter-mile of the historic Hunters Point Naval Shipyard³⁶. With the high levels of toxins in this area, community members are at high risk of health concerns. Youth are especially at risk because their bodies are still developing and flooding can easily carry the contaminants onto sidewalks where children play.

The most pertinent issue Bayview faces is in relation to the Hunters Point Naval Shipyard. In 1867, the Navy obtained an 866-acre dock now known as Hunters Point Shipyard and used it as a facility for warships.³⁷ In 1946, the Navy transformed the shipyard into the Naval Radiological Defense Laboratory (NRDL), a laboratory for radiological experimentation and research, until its closure in 1967. By using the decontamination technique of ships by blasting them in dry docks, the waste and

³⁴ For These Black Bayview-Hunters Point Residents, Reparations Include Safeguarding Against Rising, Toxic Contamination. (2022, July 5). KQED. Retrieved January 26, 2023, from <https://www.kqed.org/science/1979614/for-these-black-bayview-hunters-point-residents-reparations-include-safeguarding-against-rising-toxic-contamination>

³⁵ Buried Problems and a Buried Process: The Hunters Point Naval Shipyard in a Time of Climate Change. (2022, June 14). SF.GOV. Retrieved January 26, 2023, from https://civilgrandjury.sfgov.org/2021-2022/2022%20CGJ%20Report_Buried%20Problems%20and%20a%20Buried%20Process%20-%20The%20Hunters%20Point%20Naval%20Shipyard%20in%20a%20Time%20of%20Climate%20Change.pdf

³⁷ For These Black Bayview-Hunters Point Residents, Reparations Include Safeguarding Against Rising, Toxic Contamination. (2022, July 5). KQED. Retrieved January 26, 2023, from <https://www.kqed.org/science/1979614/for-these-black-bayview-hunters-point-residents-reparations-include-safeguarding-against-rising-toxic-contamination>

material were subsequently thrown into the ocean. These wastes consisted of radionuclides, heavy metals, and petroleum fuels, among other toxic compounds, which were buried in the water and soil.³⁸

In 1989 the Shipyard officially became a Superfund Site, and the Navy³⁹ was commissioned to clean up the site. The Navy divided the site into parcels so that they could clean each one at a time and eventually pass the site to San Francisco. In 2000, the Navy proposed a \$100 million cleanup plan; however, accurate estimates were \$300 million. Therefore, there was a push for the passing of Proposition P, a nonbinding declaration that would call for the Navy to allocate sufficient funds to clean the site properly.⁴⁰ This proposition passed. Later on, the first parcel (Parcel A) was transferred to San Francisco in 2004. By 2012, new luxury condos and housing were built; however, there is concern over possible future environmental problems and gentrification. Despite the laboratory's retirement in the late 20th century, the site is only partially cleaned and the improper disposal of the radioactive waste continues to cause detrimental damage to the Bayview/Hunters Point neighborhood. Bayview residents have most heavily seen and felt the effects of NRDL. Yet, the Navy still hasn't taken full responsibility.



There have been studies conducted locally within Bayview, however, community groups and Bayview residents are calling for the broader San Francisco to conduct studies to discover the correlation between the Shipyard and future environmental effects and its adverse impacts on Bayview residents' health.⁴¹ There has been much speculation within the community on the role of the shipyard in disproportionate medical conditions occurring in Bayview. Still, the City has yet to take the initiative to uncover the truth.

On June 1, 2021, the 2021-2022 Civil Grand Jury released a report⁴² on the implications of the risk of rising groundwater, and how that impacts the continuation of the Naval Shipyard clean-up project. According to Micheal Hofman, a jury foreperson, "Hunters Point is part of the biggest development in San Francisco since the 1906 earthquake... Yet neither the Navy nor the City is paying attention to what will happen there when sea level rise pushes the groundwater closer to the surface."⁴³ The Civil Grand Jury report provided a general overview of the Naval Shipyard in Bayview. It included its

³⁸ United States Environmental Protection Agency. (n.d.). HUNTERS POINT NAVAL SHIPYARD SAN FRANCISCO, CA Cleanup Activities. Retrieved January 26, 2023, from <https://cumulis.epa.gov/supercpad/SiteProfiles/index.cfm?fuseaction=second.cleanup>

³⁹ "Hunters Point Naval Shipyard Site." EPA. Environmental Protection Agency, October 20, 2017. <https://cumulis.epa.gov/supercpad/SiteProfiles/index.cfm?fuseaction=second.cleanup&id=0902722>.

⁴⁰ Burns, Karpani. "The Quick, Dangerous, Dirty Development of the Hunters Point Shipyard." San Francisco Bay View, October 8, 2022. Accessed February 18, 2023. <https://sfbayview.com/2022/10/the-quick-dangerous-dirty-development-of-the-hunters-point-shipyard/>.

⁴¹ Burns, "The Quick, Dangerous, Dirty Development of the Hunters Point Shipyard."

⁴² "Buried Problems and a Buried Process: The Hunters Point Naval Shipyard in a Time of Climate Change," June 14, 2022. Accessed February 18, 2023. https://civilgrandjury.sfgov.org/2021_2022/2022%20CGJ%20Report_Buried%20Problems%20and%20a%20Buried%20Process%20-%20The%20Hunters%20Point%20Naval%20Shipyard%20in%20a%20Time%20of%20Climate%20Change.pdf.

⁴³ San Francisco Unprepared to Handle New Risks at the Hunters Point Superfund Site. (2022, June 1). Retrieved January 26, 2023, from https://civilgrandjury.sfgov.org/2021_2022/Hunters%20Point%20Press%20Release.pdf

findings and recommendations on how the city can contain and remedy the solution for short and long-term benefits.

In October 2022, the San Francisco Board of Supervisors passed RESOLUTION No. 437-22 [Board Response - Civil Grand Jury Report - Buried Problems and a Buried Process: The Hunters Point Naval Shipyard in a Time of Climate Change]⁴⁴ in response to the Jury's report.⁴⁵ Although the resolution passed, there were limits on the findings and recommendations from the Civil Grand Jury that the Board of Supervisors supported. They only agreed to respond to recommendations R2, R3, F4, F5, and F6. They explicitly denied responding to R7, stating: "By March 1st, 2023, the Hunters Point Shipyard Cleanup Oversight Committee should prepare a report on its recommended requests for the Federal Facility Agreement signatories based on the groundwater study recommended in R1, and deliver that report to the Board of Supervisors, the Mayor, and the Department of Public Health."⁴⁶ The reason for not addressing this recommendation was unclear, however, they stated that they would create a short-term task force. Nevertheless, R1, R4, R5 and F1, F2, and F3 which focused on the reality of the harms caused by the Naval Shipyard, and go into depth on why thorough research is needed were not mentioned in the resolution. The entirety of the report must be adopted so beneficial change can happen.

The Bayview Hunters Point community is pushing for many other environmental and social initiatives, and the Naval Shipyard is only the beginning of their concerns. Organizations such as Greenaction are fighting against problems such as future gentrification.⁴⁷ Lennar and Five Points are developers that hope to build more than 10,000 upscale homes on the Shipyard. Build LLC also hopes to build 1,400 mainly upscale homes at India Basin, despite both sites being contaminated. Current Bayview residents would experience rising market prices furthering gentrification, and future residents would be at high risk of unhealthy and unsafe environments.⁴⁸

Bayview is also committing to internal pursuits to mobilize the community. Through the Bayview Hunters Point Environmental Justice Task Force, which focuses on bringing together all types of community members to problem-solve pollutant complaints, and the Bayview Hunters Point Youth Environmental and Climate Justice Leadership Academy⁴⁹, which encourages and teaches Bayview youth about current environmental issues their community is facing, Bayview Hunters Point is striving to make their voices heard and strengthen community involvement.

⁴⁴ File No. 220721 RESOLUTION No. 437-22. (2022, October 6). Retrieved January 26, 2023, from <https://sfbos.org/sites/default/files/r0437-22.pdf>

⁴⁵ Investigate contaminated soil at Bayview Hunters Point Naval Shipyard. (2022, November 14). San Francisco Chronicle. Retrieved January 26, 2023, from <https://www.sfchronicle.com/opinion/letterstotheeditor/article/investigate-soil-at-bayview-hunters-point-shipyard-17578677.php>

⁴⁶ File No. 220721 RESOLUTION No. 437-22. (2022, October 6). Retrieved January 26, 2023, from <https://sfbos.org/sites/default/files/r0437-22.pdf>

⁴⁷ Bayview Hunters Point – Greenaction for Health and Environmental Justice. (n.d.). Retrieved January 26, 2023, from <http://greenaction.org/bayview-hunters-point/>

⁴⁸ Harrison-Caldwell, Max. "A Bayview Neighborhood Park Is a Test of SF's Commitment to Equity." Medium. The Frisc, August 17, 2021. <https://thefrisc.com/a-bayview-neighborhood-park-is-a-test-of-sfs-commitment-to-equity-e9b99edcc535>.

⁴⁹ Greenaction for Health and Environmental Justice. (2020, July 2). Bayview Hunters Point Youth Environmental Justice Air Quality Leadership Academy – Greenaction for Health and Environmental Justice. Retrieved January 26, 2023, from <https://greenaction.org/2020/07/02/bayview-hunters-point-youth-environmental-justice-air-quality-leadership-academy/>

RECOMMENDATIONS

The Youth Commission urges the Mayor and Board of Supervisors to::

- 1) Implement the entirety of the 2021-2022 Civil Grand Jury report (including R1, R4, R5, R7, F1, F2, and F3)** - adequate environmental changes can be made for the benefit of all Bayview Hunters Point residents.
- 2) Create policies to ensure environmental safety of future infrastructure developments** - conduct a thorough review of the possible contaminants in the water and soil while also including community input from organizations such as Greenaction to ensure fair and equitable housing is upheld.
- 3) Fund community initiatives** - BVHP Youth Environmental and Climate Justice Leadership Academy and the Bayview Hunters Point Environmental Justice Task Force to include the community's voice and needs in the future development and endeavors associated with the Naval Shipyard and Bayview Hunters Point as a whole.

PROVIDE OVERSIGHT OF AND INVEST IN SCHOOL SAFETY MEASURES FOR SAN FRANCISCO STUDENTS

The San Francisco Youth Commission urges for improved physical safety infrastructure, safe firearm storage information sharing, and the addressing of sexual assault and harrassment at San Francisco schools.

BACKGROUND

Schools have become a common target for gun violence in the United States, and California is not an exception to this trend.

In 2022, there were at least 176 instances of gunfire at school sites in the United States with a total of 57 people killed and 148 people injured. California schools saw 15 of these shootings, 3 of these deaths, and 15 of these injuries.¹

Following a Request for Information to the San Francisco Police Department (Appendix #), the Youth Commission found that the Police Department had responded to 790 violent crime incidents at San Francisco Unified School District (SFUSD) school sites since 2013, averaging 77 instances per year. When pandemic year outliers (most students were virtual for a majority of the year) are excluded, this average increases to 89 instances per year. This shows that violence at SFUSD school sites is a current and persistent issue.

PHYSICAL SAFETY INFRASTRUCTURE

California has some of the strongest gun safety laws in the nation, and San Francisco has been at the forefront of the advocacy and implementation of these laws.²

California Assembly Bill 3205,³ passed and signed into law in 2018, requires that any school modernization project using money from the state's school facility bond program include installing Security Locksets if they are not already present, building on 2010 legislation⁴ requiring these locks in all newly built schools.

However, much of SFUSD, one of the largest school districts in California, still lacks basic safety infrastructure. There has been consistent advocacy from students, parents, and teachers to implement and improve existing physical safety infrastructure in SFUSD schools.

¹ "The Long, Shameful List of Gunfire on School Grounds in America.," Everytown Research & Policy, accessed February 22, 2023, <https://everytownresearch.org/maps/gunfire-on-school-grounds/>.

² "Giffords Annual Gun Law Scorecard," Giffords (blog), accessed February 22, 2023, <https://giffords.org/lawcenter/resources/scorecard/>; "California," Everytown Research & Policy, accessed February 22, 2023, <https://research.www.everytown.org/rankings/state/california/>.

³ O'Donnell, "Bill Text - AB-3205 School Facilities: Modernization Projects: Door Locks.," California Legislative Information, September 17, 2018, https://leginfo.ca.gov/faces/billTextClient.xhtml?bill_id=201720180AB3205.

⁴ Mendoza, "California AB211 | 2009-2010 | Regular Session," LegiScan, February 2, 2009, <https://legiscan.com/CA/text/AB211/id/60611>.

The Number One recommendation of the Sandy Hook Shooting Advisory Commission was to install Security Locksets which are door locks that can be locked from either side.⁵ With these locks, no active shooter in any school shooting has been able to breach a locked door,⁶ which has saved countless lives.

In October 2021, the SFUSD Board of Education approved \$10 million of bond funds from Proposition A (2016)⁷ to fund security infrastructure, including Security Locksets.

Advocates including the SFUSD Student Advisory Council have been concerned about the installation of Security Locksets because as of 2023, multiple SFUSD school sites still lack Security Locksets, and a greater proportion of SFUSD school sites also lack other infrastructure such as public announcement systems, security cameras, and remote door buzzer systems.

While the installation of Security Locksets is covered by current bond funds, funding for other infrastructure such as public announcement systems, remote buzzers, and security cameras have not yet been allocated by SFUSD. These safety measures are currently dependent on the passage of the next general obligation bond.

“The Uvalde massacre began after the 18-year-old gunman entered the school through a door that could only be locked from the outside then got inside a classroom that had a busted lock, experts testified Tuesday.

Securing doors has long been a focus of school safety drills, and the inability to do so during the May 24 attack that left 19 children and two teachers dead is raising alarms among experts and politicians.

When doors are not secure, “your first step, your first line of defense has now been eliminated,” said Ken Trump, the president of the National School Safety and Security Services.”

—AP reporting on the investigation into the Robb Elementary School shooting in Uvalde, Texas⁸

SAFE FIREARM STORAGE INFORMATION

Both the San Francisco Police Code⁹ and California Penal Code¹⁰ require gun owners to store their firearms securely, so that minors cannot gain access to them. Most students who commit school shootings in the United States obtain their firearms from home or from the home of their

⁵ Sandy Hook Advisory Commission, “FINAL REPORT OF THE SANDY HOOK ADVISORY COMMISSION, Presented to Governor Dannel P. Malloy, State of Connecticut,” March 6, 2015, 32

⁶ Alyssa Keehan Esq., “Secure Classroom Doors to Stop Active Shooters,” United Educators, August 5, 2021, <https://www.ue.org/risk-management/premises-safety/secure-classroom-doors-to-stop-active-shooters/>.

⁷ “2016 Bond Program | SFUSD,” accessed February 22, 2023, <https://www.sfusd.edu/bond/programs/2016>.

⁸ Heather Hollingsworth, “Unlocked Doors Were ‘first Line of Defense’ at Uvalde School,” AP NEWS, June 22, 2022, <https://apnews.com/article/politics-shootings-texas-school-safety-2c97d26b56e8b081aa725ee2235e4a3b>.

⁹ “San Francisco, CA Laws,” American Legal Publishing, accessed February 22, 2023, https://codelibrary.amlegal.com/codes/san_francisco/latest/overview.

¹⁰ “CHAPTER 2. Criminal Storage of Firearm [25100 - 25140],” California Legislative Information, 2010, [https://leginfo.ca.gov/faces/codes_displayText.xhtml?lawCode=PEN&division=4.&title=4.&part=6.&chapter=2.&article%20\(California%20Penal%20Code%20C2%A7%2025100\)](https://leginfo.ca.gov/faces/codes_displayText.xhtml?lawCode=PEN&division=4.&title=4.&part=6.&chapter=2.&article%20(California%20Penal%20Code%20C2%A7%2025100)).

close relative.¹¹ Therefore, secure firearm storage is an essential component to preventing gun violence in schools.

In January 2022, the Youth Commission unanimously passed RESOLUTION NO. 2022-AL-06¹² which called on all San Francisco schools to send safe firearm storage information to students' families annually.

In August 2022, Governor Gavin Newsom signed Assembly Bill 452,¹³ authored by Assemblymember Laura Friedman, which now requires public school districts and charter schools to send safe firearm storage home annually—including informing gun owners of their legal requirement to store their firearms securely so that minors cannot gain access to them.

Even with these requirements in place, there are still concerns that SFUSD is not sending this information home annually from every school site.

SEXUAL HARASSMENT AND SEXUAL ASSAULT IN SCHOOLS

Sexual assault and harassment, both between students and between adults and students, has been a consistent and pervasive issue in SFUSD schools, San Francisco charter schools, and San Francisco independent schools. Within the last 10 years, there have been 25 instances where the Police Department has responded to reports of Rape, and 6 times when the Police Department has responded to reports of Assault to Rape (attempt).

This is in no way a new issue, and issues of sexual assault and harassment in SFUSD have been “swept under the rug” for years.¹⁴

According to the CDC, **1 in 4 women** and about 1 in 26 men **have experienced completed or attempted rape, and 1 in 3 women, and about 1 in 9 men experienced sexual harassment** in a public place. According to HuffPost, Every 68 seconds, another American is sexually assaulted. **From 2009-2013, Child Protective Services agencies substantiated or found strong evidence to indicate that 63,000 children a year were victims of sexual abuse.** A majority of child victims are 12-17. Of victims under the age of 18: 34% of victims of sexual assault and rape are under age 12, and 66% of victims of sexual assault and rape are ages 12-17.

¹¹ Patrick Carter M.D., “Most School Shooters Get Their Guns from Home – and during the Pandemic, the Number of Firearms in Households with Teenagers Went Up,” Michigan Medicine, University of Michigan, December 2, 2021, <https://www.michiganmedicine.org/health-lab/most-school-shooters-get-guns-home-and-more-weapons-are-there-pandemic>.

¹² Ewan Barker Plummer et al., “RESOLUTION NO. 2022-AL-06: Sexual Assault and Harassment in Schools,” February 6, 2023, <https://sfgov.org/youthcommission/sites/default/files/RESOLUTION%202022-AL-06%20v3.pdf>.

¹³ Friedman, “Bill Text - AB-452 Pupil Safety: Parental Notification: Firearm Safety Laws,” California Legislative Information, August 29, 2022, https://leginfo.ca.gov/faces/billTextClient.xhtml?bill_id=20210220AB452.

¹⁴ Holly McDede, “Lowell Students Say #MeToo. Sexual Abuse Allegations Spark Reckoning at SF High School,” KQED, February 11, 2021, <https://www.kqed.org/news/11859164/lowell-students-say-metoo-sexual-abuse-allegations-spark-reckoning-at-sf-high-school>.

In 2013 alone, colleges and universities reported over 5,000 forcible sex offenses in the United States. The Department of Education found that 41% percent of schools have not conducted a single investigation of a sexual assault complaint in the last five years, and only 10 to 25% of students found responsible for sexual assault were permanently expelled from campus. Approximately 80% of sexual assault crimes against undergraduate women go unreported to the police, and only 16% of student survivors of sexual assault received assistance from a victim services agency that provides aid in recovery, guidance through the criminal justice system, and/or assistance in obtaining restitution. A chronic lack of training in on-campus personnel hampers sexual assault investigations and disciplinary processes, often creating conditions that result in the retraumatization of survivors.

Regarding SFUSD, recent reporting from the San Francisco Chronicle¹⁵ and the San Francisco Standard¹⁶ shows allegations that an SFUSD athletic director at George Washington High School has been accused of sexual abuse, and despite law enforcement being contacted and an active lawsuit, he was permitted to “quietly resign.” Additionally, recent reporting from KQED shows that Lowell High School administration has neglected complaints and accusations made by colleagues and students accusing a teacher of sexual harassment who was able to continue to teach with only a verbal reprimand.¹⁷ These are only a few instances that highlight daily occurrences in our city’s educational institutions.

A California Public Records Act Request (Appendix #), SFUSD showed that only 5 out of 24 Title IX Sexual Harassment Complaints were investigated in 2022. In 2023, SFUSD received 6 Title IX Sexual Harassment Complaints filed, and all of these reports are still open as of January 30th, 2023. The lack of action and investigation further exemplifies the flaws of the reporting system and accountability throughout SFUSD.

In 2005, the San Francisco Youth Commission, in collaboration with the SFUSD Student Advisory Council, produced a report on sexual assault and harassment in San Francisco schools entitled “*Youth Commission Report on Sexual Assault and Harassment in San Francisco Schools*,” which showed the primary factor preventing students from receiving needed resources and support is the disconnection between service providers and San Francisco students.¹⁸ This report entailed a survey conducted by the Youth Commission, the Youth Leadership Institute, and the Student Advisory Council, which surveyed 6,000 high school students. The survey concluded

¹⁵ Bob Egelko, “S.F. High School Athletic Director Who Abused a Student Was Allowed to ‘Quietly Resign,’ Lawsuit Alleges,” San Francisco Chronicle, August 29, 2022, <https://www.sfchronicle.com/bayarea/article/S-F-high-school-athletic-director-who-abused-a-17406113.php>.

¹⁶ Ida Mojada, “George Washington High Athletic Director Molested Student, Groomed Classmates for Years, Lawsuit Claims,” The San Francisco Standard, August 29, 2022, <https://sfstandard.com/education/george-washington-high-athletic-director-molested-student-groomed-classmates-for-years-lawsuit-claims/>.

¹⁷

<https://www.kqed.org/news/11859164/lowell-students-say-metoo-sexual-abuse-allegations-spark-reckoning-at-sf-high-school>

¹⁸ Peter Lauterborn, “San Francisco Youth Commission Report on Sexual Assault and Harassment in San Francisco Schools,” ed. Eamon Doyle, April 2005, https://sfgov.org/youthcommission/ftp/uploadedfiles/youth_commission/Documents_and_Publications/FINALSA%26HReport041205.pdf.

that 48.4% of students are affected by sexual harassment on or off campus, exemplifying the urgent importance of this issue.

The 2005 report included specific recommendations to city agencies on policies for victims of sexual assault and harassment:

like the Department on the Status of Women to (1) implement a student-oriented public service announcement campaign, 2) facilitate the outreach and use of CBOs with San Francisco schools, 3) aid schools in training teachers on student-to-student sexual assault and harassment, and 4) aid schools in enriching curricula for all grade levels), the Department of Public Health (1) that the department maintains or increase funding for student counseling, and 2) that the department expands the Intimate Partner Violence Screening Protocol to all public and private health clinics and hospitals), the Department of Children, Youth, and their Families (DCYF) (distribute information about preventing and responding to sexual assault and harassment, including information on how to identify sexual assault and harassment, how to report incidents of sexual assault and harassment, and how to access counseling services).

Additionally, in April 2016, the Board of Supervisors passed, and then-Mayor Lee signed, legislation ([FILE NO. 150944, ORDINANCE NO. 89-16]) sponsored by Supervisor Jane Kim to create the Safer Schools Sexual Assault Task Force and set out membership requirements for the ten seats. The Task Force made the overarching recommendations of 1) establishing an ongoing Task Force and staff to coordinate sexual assault prevention and response broadly, including on campus and in the broader community, and 2) fully implementing state and federal laws reflecting years of work to prevent sexual assault on campus and respond effectively when it occurs. The legislation made the San Francisco Department on the Status of Women responsible for providing administrative support and staffing the task force through a consultant who began in October 2016. A year later, the Department on the Status of Women put together the 71-page Safer Schools Sexual Assault Task Force Report and Recommendations,¹⁹ which did not include any specific recommendations for reducing sexual assault on all school campuses, failed to provide concrete recommendations and solutions, and interviewed only 18 of the 60,263 SFUSD students at the time.

Despite specific recommendations to city institutions, an ordinance passed by the Board of Supervisors in 2016, and resolutions by previous Youth Commissions, the issue of sexual assault and harassment runs rampant in San Francisco schools, affecting youth citywide. In 2021, hundreds of students from at least eight San Francisco high schools walked out to protest against SFUSD's handling of sexual assault and harassment reports. San Francisco youth leaders also wrote a public letter soon after the walkouts to the then-SFUSD Superintendent Vincent Matthews, SFUSD Board of Education Commissioners, and SFUSD administrators to support and amplify demands from student activists at Lowell High School and Ruth Asawa San

¹⁹ Safer Schools Sexual Assault Task Force, "Safer Schools Sexual Assault Task Force Report and Recommendations," December 2017, <https://sfgov.org/dosw/sites/default/files/Safer%20Schools%20Sexual%20Assault%20Task%20Force%20Report.pdf>

Francisco School of the Arts, as well as numerous other San Francisco middle and high schools. This issue cycles year after year and must be taken seriously.²⁰

RECOMMENDATIONS

The Youth Commission urges the Mayor of San Francisco and Board of Supervisors to:

Physical Safety Infrastructure

- 1) **Request a plan for school safety infrastructure upgrades** – a clear plan from SFUSD detailing school sites that need to be upgraded and a timely plan for those upgrades are needed to ensure student safety.
- 2) **Provide oversight on the implementation of this plan** – take any necessary actions (ex: holding a hearing) to ensure school site updates are implemented in accordance to SFUSD's timeline.
- 3) **Partner with SFUSD to determine and meet funding needs for school safety infrastructure installation** – work with SFUSD to determine funding gaps for safety infrastructure installation and determine funding sources, with source options including direct grants or loans from the City and County of San Francisco and/or State of California

Safe Firearm Storage Information

- 4) **Ensure SFUSD is sharing safe firearm storage information** – take any necessary actions to ensure that SFUSD shares safe firearm storage information to families at the beginning of every school year.

Sexual Harassment and Sexual Assault in Schools

- 5) **Restart the Safer Schools Sexual Assault Task Force** - including adequate youth voice and representation for middle and high school students (ages 10-18) and for college/higher education students (ages 18-24), as well as policymakers, volunteers, experts, parents, stakeholders, and survivors, and do so in consultation with the Youth Commission.
- 6) **The Board of Supervisors Public Safety and Neighborhood Services Committee work with SFUSD** - Adopt mandatory training for youth, education, and school site staff on the definitions of sexual harassment and assault, reporting procedures, supporting students, and identifying and preventing these incidents. These trainings should be conducted at least once per school year.
- 7) **Gather data on the current state of sexual harassment/assault and to measure the future effectiveness of the Task Force** - the San Francisco Department of Police Accountability should gather data regarding sexual harassment and/or assault in reports specifically for San Francisco Youth Aged 15-25.

²⁰ <https://drive.google.com/file/d/1ZK5jW0clsjUBpb47zAw2xdEsK0wp20Xf/view?usp=sharing>

GRANT 16 AND 17-YEAR-OLDS THE RIGHT TO VOTE

The San Francisco Youth Commission urges for rights for 16 and 17-year-olds to vote in municipal elections.

BACKGROUND

The Youth Commission believes that granting 16 and 17-year olds the rights to vote will enable adequate representation for youth in government and boost overall civic engagement.

16 AND 17-YEAR-OLDS ARE READY TO VOTE

16 and 17-year-olds have developed the intellectual maturity for measured, non-rushed, decision-making “i.e., cold cognition,” needed for making responsible voting choices.¹ Additionally, 16 and 17-year-olds have more access to knowledge and information and more outlets for debating social and political issues than ever before.

16 and 17-year-old San Franciscans want to vote. According to the 2016 Youth Vote Student Survey, of 3,654 SFUSD high school students surveyed, 74.33% of students would either “absolutely” or “most likely” register and vote at 16 or 17 if given the chance to.

ENSURING ADEQUATE REPRESENTATION IN GOVERNMENT

Youth are affected by decisions made by politicians, but aren’t adequately represented without the right to vote. Any society that demands tax payments on people’s labor, but refuses them a say in politics is fundamentally unjust.

Many elected officials do not take the voices of youth. In 2018, young activists went to an elected official’s San Francisco office to rally the “Green New Deal” to which the official dismissively replied, “I’ve been doing this for 30 years, I know what I’m doing.” When activists advocated their rights as constituents, they told the 16-year-old, “Well, you didn’t vote for me.” This portrays how youth aren’t adequately recognized as constituents in the government, and elected officials continuously fail to recognize their needs.

The decisions made by the government today define the future city that young San Franciscans will inherit, and it is essential that youth are recognized and have a voice in the political process.

INCREASING OVERALL CIVIC ENGAGEMENT

Countries that have partial voting rights for 16 and 17-year-olds, such as Argentina, Austria, and Germany, all outrank the United States in voter turnout.²

¹ Laurence Steinberg, “Are 16-Year-Olds Mature Enough to Vote? - LA Times,” Los Angeles Times, November 3, 2014, <https://perma.cc/6PYM-CEM3>.

² Drew Desilver, “Turnout in U.S. Has Soared in Recent Elections but by Some Measures Still Trails That of Many Other Countries,” *Pew Research Center* (blog), November 1, 2022, <https://www.pewresearch.org/fact-tank/2022/11/01/turnout-in-u-s-has-soared-in-recent-elections-but-by-some-measures-still-trails-that-of-many-other-countries/>.

It is proven that the ages of 16 and 17 are perfect for building a life-long habit of voting. Vote16USA stated that “A person who votes in the first election they are eligible for is likely to continue voting consistently, while someone who doesn’t will take several years to pick up the habit. It is clear that age 16 is a better time to establish a new habit than age 18.”³

Turning 18 marks a year of transition, teens transitioning to adults are beginning college, moving out, and starting new jobs. This busy time in one’s life interrupts the beginning of the habit of voting. Granting 16 and 17-year-olds the right to vote allows for more youth to begin the habit of voting earlier and boost overall voter turnout.

Thus, the San Francisco Youth Commission has consistently advocated for Vote 16.

In 2015, the Youth Commission passed RESOLUTION NO. 1415-AL-04, which urged the Mayor and Board of Supervisors to lower San Francisco’s legal voting age to sixteen in municipal and school district elections. After the resolution, Supervisor John Avalos introduced a charter amendment in March 2015.

In 2016, Youth Commissioners and other student leaders continued to urge the Board of Supervisors to support a charter amendment lowering San Francisco’s legal voting age to sixteen. In the first-ever joint Board of Supervisors and Youth Commission meeting, hundreds of youth showed up to the full board meeting and gave hours of public comment, supervisors voted 9-2 to allow this issue to be brought toward the voters of San Francisco in the form of a new name Proposition F. Proposition F lost by just 2.1% at the polls, but these efforts and a small number by which Vote16 lost showed that young people can unite and engage their peers, decision-makers, and the public on a complex issue.

In 2020, the Board of Supervisors President Norman Yee sponsored a charter amendment to put Vote16 on the 2020 Ballot, which passed the Board of Supervisors to be placed on the ballot unanimously. Supervisor Yee said that “There’s no question that young people are capable of changing the world for the better. Will we stand alongside them and let their voices be heard?”

Vote16 lost by less than 1% in the 2020 election, earning more than 205,000 votes. In comparison to 2016, the 2020 Vote 16 campaign garnered 30,000 more votes, and lost by a smaller margin. Vote16 USA stated that “This result represents an increase in support compared to when this question was first on the ballot in San Francisco in 2016, and shows that public opinion can shift with meaningful campaign efforts.” The Youth Commission is hopeful and optimistic for the future of Vote16.

RECOMMENDATIONS

The Youth Commission urges the Mayor of San Francisco and Board of Supervisors to:

³ “4 Reasons for Lowering the US Voting Age to 16,” *Vote16 USA* (blog), January 17, 2016, <https://vote16usa.org/reasons-for-lowing-voting-age-16/>.

- 1) **Place a charter amendment on the ballot to lower the voting age to 16** – put to voters the option to lower the voting age in municipal, school district, and community college district elections to 16 on the November 2024 election ballot.
- 2) **Urge California legislators to place a constitutional referendum on the ballot lowering the voting age to 16** – urge California Senators and Assemblymembers to put the option to lower the voting age in state elections to voters.
- 3) **Host another Board of Supervisors and Youth Commission joint hearing** – to understand recent developments of the Vote16 efforts around the country, understand the effects of lowering the voting age, and allow for other young San Franciscans to express their frustrations around the national tension between the government and the “voiceless” young people they govern.

INCREASE EXISTING FUNDING FOR WELLNESS CENTERS IN SAN FRANCISCO PUBLIC SCHOOLS

Increase existing funding for wellness programs, resources, outreach, and education in San Francisco public schools including more professional development for school staff on wellness practices and frameworks such as healing-centered care, and youth-anchored peer-to-peer counseling.

BACKGROUND

In 1999, the San Francisco Wellness Initiative was launched to improve the health and well-being of all SFUSD students. Wellness centers were implemented in SFUSD schools to make mental and physical health care services readily accessible to all SFUSD students, and to ensure students feel a stronger sense of safety and belonging.¹

The Youth Commission has consistently advocated to expand and fund SFUSD wellness centers. The 2006-2007 Youth Commission's Budget and Policy Priority Proposals advocated to expand Wellness Centers to the city's Middle and High Schools. The 2008-2009 and 2009-2010 Youth Commission's Budget and Policy Priority Proposals advocated to preserve mental health programs and use add-backs to hire more wellness center staff.

A KidsData survey² found that 30.2% of Black SFUSD students in grades 7, 9, and 11 experienced depression-related feelings, along with 29.7% of Hispanic/Latino students, and 22.4% of Asian students.

These issues, and disparities, only increased with the COVID-19 pandemic in 2020.³ Pandemic school closures deprived students from seeing classmates, and being a part of organizations, teams, and programs which offered them joy and purpose. After the pandemic, SFUSD committed to supporting students' mental health and wellness, as well as increasing access to health and wellness services for middle school students.⁴

The Youth Commission recognizes the need for a larger investment in mental health services coming out of the pandemic. In 2021, the Youth Commission supported legislation advocating for more mental health services for San Francisco youth in [RESOLUTION NO. 0102-010; MEMORANDUM SUPPORTING BOS FILE NO 210042].⁵ In 2022, The Youth Commission

¹ "SFUSD Expands Access to Health and Wellness Supports for Students." *SFUSD*,

<https://www.sfusd.edu/about-sfusd/sfusd-news/press-releases/2021-08-06-sfusd-expands-access-health-and-wellness-supports-students>.

² "San Francisco," KidsData, accessed February 22, 2023, <https://www.kidsdata.org/region/266/san-francisco/results#ind=&say=&cat=27>.

³ "Pandemic Shines Light on Mental Health Crisis Facing SF Students." *Pandemic Shines Light on Mental Health Crisis Facing SF Students - San Francisco Examiner*; 6/4/2021 *Imperial County, California*, 4 June 2021, <https://imperial.networkofcare.org/mh/news-article-detail.aspx?id=123812>.

⁴ "SFUSD Expands Access to Health and Wellness Supports for Students." *SFUSD*,

<https://www.sfusd.edu/about-sfusd/sfusd-news/press-releases/2021-08-06-sfusd-expands-access-health-and-wellness-supports-students>.

⁵ *Youth Commission*. Hearing on the City's reimbursement practices and maximizing funding for mental health services from State and Federal programs, including, but not limited to, Mental Health Medi-Cal administrative activities; and requesting the Department of Public Health, Human Services Agency, Department of Children, Youth, and Their Families, Juvenile Probation Department, San Francisco Unified School District, and community-based mental health providers to report. (2021, February 26). Retrieved February 19, 2023, from <https://sfgov.org/youthcommission/sites/default/files/210042%20Youth%20Commission%202021-RBM-09.pdf>

passed a resolution advocating for an expansion in Mental Health services for youth from the District 7 Youth Council.

WELLNESS CENTER ISSUES

Currently, many SFUSD students do not access wellness centers for a number of reasons. The Youth Commission found that there is a lack of diverse representation in the wellness centers.⁶ Statistics show that Black students are the least likely to report having a trusted adult at school and the most likely to claim that their school mental health professional cannot understand their situation due to racial or ethnic differences.⁷ The Chinese Progressive Association's 2017 survey (of nearly 1000 SFUSD students) found that the SFUSD wellness centers currently do not meet the cultural and linguistic needs of its students and families.⁸

Additionally, the Youth Commission found that there is a disconnect between services and students, as students do not feel comfortable accessing the wellness centers. Students do not want their parents to know they are meeting with a school counselor, and are concerned that school staff will treat them differently or provide them with fewer opportunities at school.⁹ The CPA survey showed that 36% of lesbian and gay students reported that concerns about family and friends finding out about their mental health issues barred them from accessing the wellness centers.¹⁰

RECOMMENDATIONS

The Youth Commission urges the Mayor of San Francisco and Board of Supervisors to collaborate with the Board of Education to:

- **Increase funding to hire staff from different backgrounds** - Hire staff, therapists, and social workers from different backgrounds to serve the needs of students of color and immigrant students.
- **Invest in preventative resources** - Strengthen existing preventative resources, including mindfulness, community schools, restorative practices, and peer resource programs.
- **Value student voice and skills as leaders and decision-makers** - Increase the voice and decision-making power of students and local school staff by forming a mental health committee comprising students and local staff to include them in district and school decisions on wellness infrastructure, assessments, staff hiring, curriculum development, and financing.

⁶ "Our Healing in Our Hands Campaign." *Chinese Progressive Association*, Youth Movement of Justice and Organizing, <https://cpasf.org/ourhealinginourhands/>.

⁷ Modan, Naaz. "Survey: Third of Students Reluctant to Seek Help for Mental Health Issues." *K*, 23 May 2022, <https://www.k12dive.com/news/survey-third-of-students-reluctant-to-seek-help-for-mental-health-issues/624200/>.

⁸ "Our Healing in Our Hands Campaign." *Chinese Progressive Association*, Youth Movement of Justice and Organizing, <https://cpasf.org/ourhealinginourhands/>.

⁹ "Our Healing in Our Hands Campaign." *Chinese Progressive Association*, Youth Movement of Justice and Organizing, <https://cpasf.org/ourhealinginourhands/>.

¹⁰ "Our Healing in Our Hands Campaign." *Chinese Progressive Association*, Youth Movement of Justice and Organizing, <https://cpasf.org/ourhealinginourhands/>.

SUPPORT THE CONTINUANCE OF FUNDING FOR YOUTH EMPLOYMENT AND LIFE SKILLS PREPARATION PROGRAMS IN SAN FRANCISCO

Support the continuation of financing for San Francisco adolescent job and life skills programs by strengthening the link between the classroom and the real world, enhancing possibilities for work-based learning, and Ensuring that all San Francisco students have access to the experiences, tools, and assistance they require to accomplish their future goals.

BACKGROUND

Life skills preparation for adulthood is crucial, yet is often overlooked in education. Research indicates, “*life skills education bridges the gap between basic functioning and capabilities. It strengthens the ability of an individual to meet the needs and demands of the present society, and helps in dealing with issues in a practical manner.*”¹ Although there are several educators who feel that teaching life skills in the classroom are necessary, the frustration of needing to adhere to state standards and lack of time often interferes with implementation.²

Education has one basic goal: to equip students to be autonomous, responsible members of society. Though standards and curriculum evolve over time, one constant is the need for students to develop life skills to help them navigate adulthood.³

Communication skills, goal setting, food preparation, budgeting, and time management are frequently supposed to be “picked up along the way” as youth grow up. However, because of today's ever-changing ‘home life’ structure, many of today’s youth lack a support system at home to teach them the life skills required to flourish beyond graduation.⁴

Life skills, as defined by UNICEF⁵, are psychosocial talents for adaptive and constructive conduct that help individuals to deal effectively with the demands and obstacles of daily life. Society cannot expect children to be equipped for college, jobs, and, most importantly, life if they are never taught to precisely use and foster these talents.

Rateau, Kaufman, and Cletzer (2015) researchers who conducted a study on undergraduates and professors from Virginia Tech ⁶ share this worry, stating: “In this highly competitive and fast changing world, it is becoming increasingly important that college graduates enter the market with the skills necessary for long-term success. Nonetheless, multiple studies show that today's college graduates frequently enter the workforce unprepared to fulfill the needs of today's companies.”

¹ Prajapati, R., B. Sharma, and D. Sharma. “Significance Of Life Skills Education”. *Contemporary Issues in Education Research (CIER)*, vol. 10, no. 1, Dec. 2016, pp. 1-6, doi:10.19030/cier.v10i1.9875.

² “Preparation for Adulthood: A Teacher Inquiry Study for ... - Ed.” *Preparation for Adulthood: A Teacher Inquiry Study for Facilitating Life Skills in Secondary Education in the United States*, 3 Mar. 2018, <https://files.eric.ed.gov/fulltext/EJ1172806.pdf>.

³ “Preparation for Adulthood: A Teacher Inquiry Study for ... - Ed.” *Preparation for Adulthood: A Teacher Inquiry Study for Facilitating Life Skills in Secondary Education in the United States*, 3 Mar. 2018, <https://files.eric.ed.gov/fulltext/EJ1172806.pdf>.

⁴ “Preparation for Adulthood: A Teacher Inquiry Study for ... - Ed.” *Preparation for Adulthood: A Teacher Inquiry Study for Facilitating Life Skills in Secondary Education in the United States*, 3 Mar. 2018, <https://files.eric.ed.gov/fulltext/EJ1172806.pdf>.

⁵ United Nations Children's Fund. (2015). *The Investment Case for Education and Equity*. UNICEF Education Section, New York, NY.

⁶ Rateau, R. J., Kaufman, E. K., & Cletzer, D. A. (2015). Innovative Classroom Strategies That Prepare College Graduates for Workplace Success. *Journal of Agricultural Education*, 56(3), 52-68. <https://doi.org/10.5032/jae.2015.03052>

For decades, policymakers have underfunded home economics programs, which educate students about cooking and personal finance.

It is apparent that the personal finance and home economics instruction in the United States high school system, as a whole, is severely lacking. If the United States' government wants to see a future with financially educated and self-sufficient individuals who understand, for example, the meaning of money and other fundamental life skills, they must step up and take action to ensure this.

There is broad agreement among education professionals that the industrial model of education on which the United States has depended for more than a century cannot, in its current shape, educate youth to prosper in the future.⁷

The United States is second only to Switzerland in terms of per-student spending in the Organization for Economic Cooperation and Development (OECD), but we rank significantly below average in both arithmetic proficiency (#22) and reading abilities (#17).⁸

Unfortunately, there is a growing gap between the contents and methods we educate students and the knowledge, skills, competencies, and attitudes that American students will need to compete and flourish in the twenty-first century. The United States is not effectively preparing children for a world that demands higher levels of problem-solving, deeper levels of knowledge, and a broader range of skills and competencies. In addition, the United States is not educating students about the types of professions and occupations that define the knowledge economy. This is an issue that affects not just our youth, but also our cities, economy, and country as a whole..⁹

As a result, new educational models are emerging in San Francisco and across the United States, changing the way students learn and teachers educate. Significant shifts in educational approaches to teaching and instruction, such as the implementation of the Common Core State Standards; a new national focus on science, technology, engineering, the arts, and math (STEAM) education; and a departure from the No Child Left Behind federal policy, are opening up exciting new pathways for learning.¹⁰

Additionally, there is a growing consensus that educating students about the demands of 21st-century living should include the development of a broader variety of social and emotional skills and dispositions that have historically not been an explicit emphasis of public education.¹¹

However, for this new paradigm to be successful, there needs to be a template and a road map for the San Francisco Unified School District.¹²

⁷ *SFUSD Vision 2025*, SFUSD, <https://drive.google.com/file/d/1iioeEzCBfCZgGb3xihXvSh1j1AmTHLec/view>.

⁸ "Education at a Glance 2021 : OECD Indicators." *Education at a Glance 2021 : OECD Indicators* | OECD iLibrary, <https://www.oecd-ilibrary.org/sites/cde73ce1-en/index.html?itemId=%2Fcontent%2Fcomponent%2Fcd73ce1-en>.

⁹ *SFUSD Vision 2025*, SFUSD, <https://drive.google.com/file/d/1iioeEzCBfCZgGb3xihXvSh1j1AmTHLec/view>.

¹⁰ *SFUSD Vision 2025*, SFUSD, <https://drive.google.com/file/d/1iioeEzCBfCZgGb3xihXvSh1j1AmTHLec/view>.

¹¹ *SFUSD Vision 2025*, SFUSD, <https://drive.google.com/file/d/1iioeEzCBfCZgGb3xihXvSh1j1AmTHLec/view>.

¹² *SFUSD Vision 2025*, SFUSD, <https://drive.google.com/file/d/1iioeEzCBfCZgGb3xihXvSh1j1AmTHLec/view>.

According to research and experiences, genuine educational solutions exist in the "and." When we integrate college and professional preparation, we prepare every student to explore a complete spectrum of postsecondary opportunities, whether trade school, college, or other credentialing programs.¹³

Historically, the great majority of American students have been confronted with the word "or." These students were either deemed college material or not college material at some point throughout their high school experience. As a result, students were encouraged to attend college or prepare for a trade school.¹⁴

Nevertheless, separating college-entry coursework from professional technical education exacerbates the limitations of either paradigm. When college and professional preparation are combined, they reinforce each other, resulting in a much stronger equation with significant advantages for our students, communities, and economy.¹⁵ The ideal reinvented SFUSD education system would connect student learning not just to the demands of life in a global society but also to the possibilities and imperatives of living, working, and flourishing in the city of San Francisco, which is undergoing tremendous transformations of its own.

San Francisco has the capacity to build brighter futures for not only our children but also for the city, by connecting San Francisco's public education system more intimately to the youth's rising needs and possibilities.

YOUTH COMMISSION INVOLVEMENT

The 2009-2010 Youth Commission's Budget and Policy Priority Proposals advocated aligning education and career development opportunities through training classes. The Youth Commission reported that over 84% of students want more life skills or job training classes, in line with the Department of Children, Youth, and their Family's needs assessment that suggests aligning education and career development opportunities.

The 2010-2011 Youth Commission's Budget and Policy Priority Proposals further advocated for more coordination between School Districts and the City on School-to-Career Development. The Youth Commission requested that the City and County of San Francisco fund a full-time grant writer to support Career Technical Education in the SFUSD, as well as that the City's Office of Economic and Workforce Development (OEWD) continue to coordinate its youth-focused workforce development programming with the SFUSD's Career Technical Education—particularly in light of the new, upcoming Career Technical Education policy that will guide the District's workforce projects in the coming years.

RECENT UPDATES

In 2015, the Board of Education authorized career and internship opportunities in San Francisco public schools. The SFUSD Career Pathways Program allows high school students to explore

¹³ *SFUSD Vision 2025*, SFUSD, <https://drive.google.com/file/d/1iioeEzCBfCZgGb3xihXvSh1j1AmTHLec/view>.

¹⁴ *SFUSD Vision 2025*, SFUSD, <https://drive.google.com/file/d/1iioeEzCBfCZgGb3xihXvSh1j1AmTHLec/view>.

¹⁵ *SFUSD Vision 2025*, SFUSD, <https://drive.google.com/file/d/1iioeEzCBfCZgGb3xihXvSh1j1AmTHLec/view>.

and enter high-wage, high-demand occupations in a variety of sectors through work based learning experiences while simultaneously preparing for post-secondary education and developing soft skills such as teamwork and critical thinking.

The goal is that by 2025, the SFUSD Career Pathways Program will have expanded throughout the district with the Linked Learning Model. The Linked Learning model is a strategy that combines hard academics, technical training, work-based learning, and student support to create a stronger link between the classroom and the real world.

RECOMMENDATIONS

The Youth Commission urges the Mayor of San Francisco and Board of Supervisors to collaborate with the Board of Education to:

- 1) **Expand the Linked Learning Model throughout SFUSD by creating a stronger link between the classroom and the real world.** The Linked Learning model is a strategy that combines hard academics, technical training, work-based learning, and student support to create a stronger link between the classroom and the real world.
- 2) **Increase opportunities for work-based learning in San Francisco.** Through job shadowing, paid internships, and apprenticeships, while also creating a professional network.
- 3) **Integrate targeted assistance for underserved students.** Ensure that all of San Francisco's students receive the experiences, resources, and support they need to achieve their future ambitions, as well as obstacles that may arise to participate are removed.

INCREASE VOTER PREREGISTRATION EFFORTS

The San Francisco Youth Commission urges the Department of Elections to increase outreach and information about preregistration opportunities to students and schools, the City and County to conduct further research on the effectiveness of current outreach efforts and ways to increase voter preregistration, the development of a comprehensive plan to implement the goals outlined in Board of Education Resolution 162- 23A3, and continue funding the Department of Election's Youth Voter Outreach.

BACKGROUND

In 2014, only 52% of Californians ages 18-24 were registered to vote and only 8% voted. This was 20 percentage points below any other age category.

The [California Students Vote Project](#) was established in 2016 by the Secretary of State—in partnership with then-Lieutenant Governor Gavin Newsom, now-Lieutenant Governor Eleni Kounalakis, CalPIRG, California Common Cause, and Asian Americans Advancing Justice, in response to low youth voter turnout. This project marketed information on pre-registering to vote and running a nonpartisan voter education campaign towards high school and college students. During the 2018 election, 61.6% of eligible 18-24-year-olds were registered and 27.5% voted.¹ This sharp improvement demonstrates the impact government initiatives can have on mobilizing an underrepresented group of voters.

However, while youth voter registration and turnout have increased, it is still far below all other age groups.² Continued voter reregistration efforts can address these low youth voter turnout. Anthony Fowler of the University of Chicago found³ that voter preregistration increases voter turnout by 2.1 percentage points.⁴ Another study found that in the 2020 election, counties with pre-registration had a 9-point higher youth voter turnout rate than those without.⁵ According to Path to the Polls, preregistration can increase young voter turnout by up to 13 percentage points.⁶

SAN FRANCISCO EFFORTS

According to the 2016 Youth Vote Student Survey (of 3,654 SFUSD high school students surveyed) 74.33% of students would either absolutely or most likely register and vote, if given the chance to do so at 16 or 17. Today, 16 and 17-year-olds can pre-register to vote in California, yet they are often unaware of this and pre-registration levels have remained relatively low.

Twice a year, the San Francisco Department of Elections holds a High School Voter Education Week, where High School voter ambassadors help register and pre-register students to vote.⁷ 1,595 young San Franciscans have pre-registered to vote through this program.⁸ However, this

¹ <https://www.sos.ca.gov/elections/castudentsvote>

² <https://www.sos.ca.gov/elections/castudentsvote>

³ <https://www.liebertpub.com/doi/abs/10.1089/elj.2017.0436>

⁴ <https://www.nytimes.com/2020/10/08/upshot/youth-voting-2020-election.html>

⁵ <https://circle.tufts.edu/latest-research/impact-voting-laws-youth-turnout-and-registration>

⁶ <https://frontiergroup.org/resources/path-polls/>

⁷ <https://sfelections.sfgov.org/high-school-poll-worker-and-ambassador-programs>

⁸ https://www.sfelections.org/tools/election_data/index.php

number may not reflect the total number of San Francisco youth who have pre-registered through California's online system. According to The Civics Center, San Francisco's voter preregistration is around 15%.⁹ This does not reflect the large percentage of youth who would register or pre-register if given the opportunity or support.

In 2016, the SFUSD Board of Education adopted Resolution 162-23A3 – Encouraging Students to Exercise their Voting Rights, urging every SFUSD high school American Democracy class to teach the voting process and significant political parties in San Francisco. It also required schools to provide students with forms to register to vote. The resolution also resolved the District to partner with the City Registrar of Voters to develop information sheets outlining the legal requirements of voter registration and preregistration, and to partner with nonpartisan organizations to host voter registration drives at all high schools at least once annually.¹⁰ It is unclear whether these goals have been implemented district-wide, how they are being tracked, and/or whether they have been effective.

In the Youth Commission's 2017-2018 Budget and Policy Priorities, they requested the Department for Children, Youth, and Their Families to require grantee agencies serving older youth to offer the option of pre-registering to vote to youth program participants, funding for a permanent, youth-led peer-outreach effort to increase voter preregistration, and increased funding for youth-voter outreach and pre-registration efforts at the Department of Elections. Additionally, in 2016 the Youth Commission hosted a Young and Future Voters' Forum with the SFUSD Student Advisory Council, SFUSD Peer Resources, Generation Citizen, and Lavender Youth Recreation & Information Center (LYRIC) to encourage youth voter engagement and pre-registration. In 2017, the Youth Commission attended a Board of Education Curriculum and Program Committee meeting with the Student Advisory Council and gave suggestions on how to move pre-registration efforts forward at the School District. The Youth Commission also met with the Student Advisory Council to ask for feedback to increase voter registration and outreach at the district level, and presented to the Board of Education to request support implementing the previously-passed Board of Education Resolution 162- 23A – Encouraging Students to Exercise Their Voting Rights.¹¹

In an ongoing 2023 Youth Commission survey with almost 500 responses from youth across the city, 60% of 138 youth ages 16-17 answered that they were not pre-registered to vote and 50.6% of youth ages 16-17 who answered they were not registered also answered they did not know they could pre-register. 62% of 317 youth ages 16-17 did not know who their Supervisor was prior to completing the survey, and 32% of 162 youth over 18 answered they did not know who their Supervisor was prior to completing the survey.

When asked whether they felt prepared to vote in a local election, only 30.6% of 170 youth over 18 answered "agree" and only 10% answered, "strongly agree." 61.8% of 356 youth 17 and under answered "strongly disagree", "disagree" or "neutral" when asked whether they thought

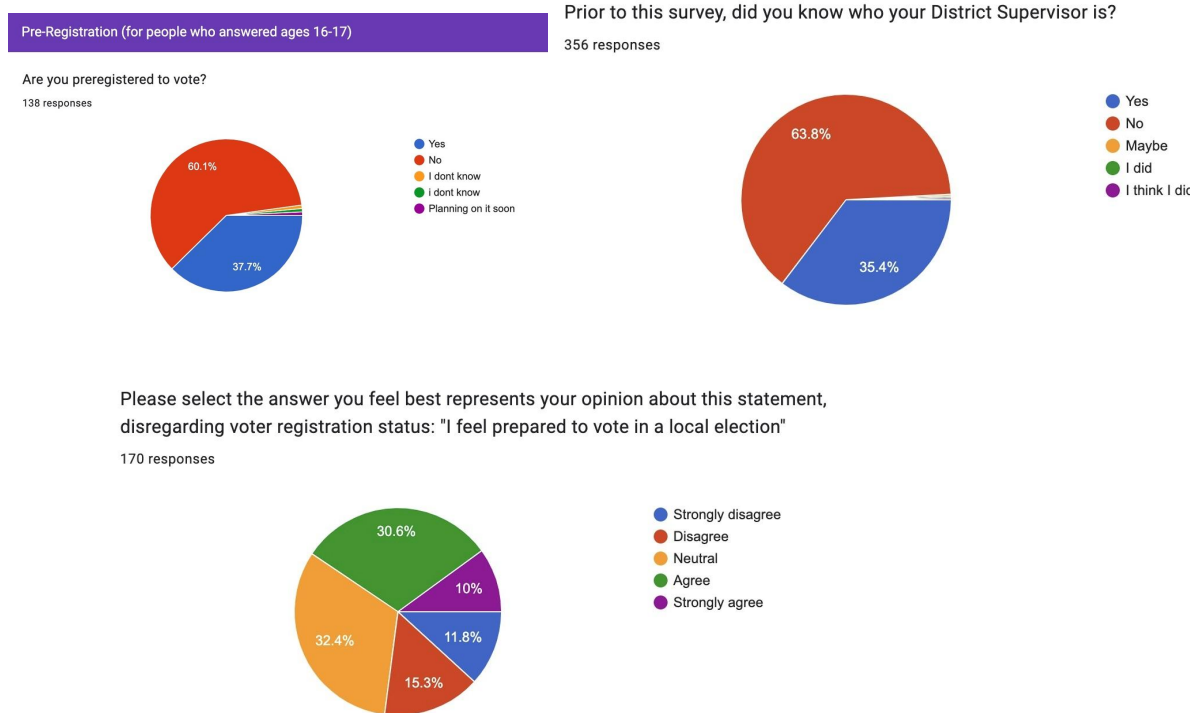
⁹ <https://thecivicscenter.org/blog/2021/9/3/democracy-under-delta-a-summer-of-voter-preregistration-in-california>

¹⁰ <https://rpnorton.files.wordpress.com/2016/04/doc-0007.pdf>

¹¹

<https://sfgov.org/youthcommission/sites/default/files/Final%20YC%20Budget%20%26%20Policy%20Priorities%20for%20FYs%2017-18%20and%2018-19%20%2816-17%20Term%29.pdf>

San Francisco provided many opportunities for youth to be educated in local government. While the Youth Commission acknowledges that the survey is still in progress, current survey data reflects that a significant percentage of San Francisco youth feel unprepared to vote locally, unsupported in engaging in local government, and unaware of opportunities to preregister to vote.



RECOMMENDATIONS

The Youth Commission urges the Mayor and Board of Supervisors to:

- 1. Continue funding the Department of Election's Youth Voter Outreach** - This includes High School Voter Education Week, Student Poll Worker Opportunities, Preregistration outreach, and Department of Elections Tours.
- 2. Direct the Department of Elections to increase outreach and information about preregistration opportunities to students and schools** – Ensure youth are aware of voter engagement opportunities.
- 3. Conduct further research on the effectiveness of current outreach efforts, and ways to increase voter preregistration.**
- 4. Follow up on and support the development of a comprehensive plan to implement the goals outlined in Board of Education Resolution 162- 23A3, and extend lessons on the voting process and political parties to Advanced Placement (AP) United**

States Government, which some students take in replacement of American Democracy classes.

San Francisco LGBTQIA+ Coalition on Safety Funding Request

The San Francisco Youth Commission urges for funding allocation to protect community centers serving queer youth and assist them in their security needs.

BACKGROUND

LGBTQIA+ community centers have recently seen a major increase in threats, vandalism, and harassment. Much of this increase can be directly attributed to an increase in anti-LGBTQIA+ laws and political rhetoric, that particularly target queer youth, being introduced and passed in state legislatures across the United States. Threats and harassment specifically targeting youth programs and services have been especially prevalent.¹

71% of centers have experienced hate and/or harassment over the past two years

56% of centers reported digital harassments and threats

54% of centers reported offline harassment and threats (examples: vandalism, hate mail, etc.)

38% of centers reported both online and offline threats and/or harassment

Unfortunately, San Francisco LGBTQIA+ community organizations have also experienced similar threats and harassment. Centers with youth programming and services have been particularly targeted. The LYRIC Center for LGBTQIA+ Youth, which provides youth-specific services like community groups and advocates for queer and questioning youth, received five bomb threats and numerous instances of online harassment between April² and December 2022.³ LYRIC's Executive Director Laura Lala-Chavez told the Youth Commission:

"Since April, LYRIC has received three bomb threats at its headquarters. It had never fielded one before in its three-decade-long history. We are living in unprecedented times, specifically for those of us who are or work with Trans and Non Binary youth. I am deeply committed to keeping

¹ The Community of LGBT Centers. "2022 LGBTQ Community Center Survey Report." Movement Advancement Project, 2022. <https://www.lgbtmap.org/news/2022-release-nasem-report>.

² Ferrannini, John. "Police: LGBTQ Youth Nonprofit Was Evacuated after Bomb Threat." KRON4. KRON4, May 26, 2022. <https://www.kron4.com/news/bay-area/police-lgbtq-youth-nonprofit-was-evacuated-after-bomb-threat/>.

³ Garofoli, Joe. "Elon Musk Is Leaning into Transphobia." San Francisco Chronicle. San Francisco Chronicle, December 13, 2022. <https://www.sfchronicle.com/politics/article/Elon-Musk-is-leaning-into-transphobia-17649577.php>

our LGBTQQ+ community safe not only as executive director of LYRIC but also in my identity as a trans nonbinary leader of color and resident of San Francisco. We hope that through our work with the LGBTQIA+ Coalition as well as enhancing our coalition citywide, we can begin to create the infrastructure needed to keep our community safe."

In 2022, with the support of the Office of Transgender Initiatives, these organizations formed the San Francisco LGBTQIA+ Coalition on Safety to effectively coordinate regarding new safety measures and advocate for greater financial support for San Francisco LGBTQIA+ organizations. The Coalition currently includes (but is not limited to): San Francisco Unified School District, Department of Public Health, University of California San Francisco, Human Rights Commission, Office of the Mayor, State Senator Wiener's Office, District 8 Supervisor Mandelman's Office, Dimensions Clinic, Lyon Martin Community Health Services, Huckleberry Youth Services, San Francisco Police Department, and Community Activists Roma Guy and Rev. Megan Rohrer.

The Coalition has requested a grant of \$350,000 from the 2023-2024 Budget for critical safety funding. This funding would go towards building and improving technical and physical safety infrastructure, implementing safety practices and systems, providing risk reduction efforts to LGBTQIA+ organizations, hiring Community Ambassadors to support ongoing safety and risk assessments, hiring Safety Consultants to help the Coalition build a city-wide mechanism of support for LGBTQIA+ organizations and other institutions experiencing threats, and providing emergency funds, support, and security assistance to organizations under threat or attack due to their work for LGBTQ+ rights.

RECOMMENDATIONS

The Youth Commission urges the Mayor and Board of Supervisors to:

- 1) **Support and grant the LGBTQIA+ Coalition on Safety's funding request** – include this critical funding request (Appendix #) and have the implementation of these programs be overseen by the Mayor's Office of Housing and Community Development or the Human Rights Commission .

Proposed Budget Breakdown (approximations)

San Francisco LGBTQIA+ Coalition on Safety

\$15,000	Physical Security infrastructure for organizations <i>Examples: security systems, public space lighting.</i>
\$40,000	Organizational Site Assessments with Safety Education Consultants and Critical Response Training
\$25,000	Ongoing Community Safety Trainings for LGBTQIA+ Centered Organizations
\$183,200	3 full-time Community Ambassadors
\$30,600	1 part-time LGBTQIA+ Coalition on Safety Coordinator <i>To organize, lead and facilitate safety coalition objectives, deliverables</i>
\$56,400	Emergency Response Fund <i>Provides emergency assistance; security, opportunity, and advocacy rapid response grants to organizations under threat or attack</i>

The Youth Commission would like to thank the LYRIC Center for LGBTQ Youth for their assistance in the creation of this Budget and Policy Priority.

CREATE A MORE COMPREHENSIVE LGBTQ+ AND SEXUAL HEALTH CURRICULUM FOR SFUSD SCHOOLS

The San Francisco Youth Commission urges for the support in implementing an inclusive health curriculum in SFUSD middle schools for LGBTQ youth, gathering feedback from SFUSD employees on the current health curriculum to advise the creation of a pilot program for a more inclusive middle school health curriculum, helping teachers receive the proper health credentials, and urging the State of California to change the health education mandates to include a more comprehensive LGBTQ+ health curriculum.

BACKGROUND

On March 12th, 2020 Mayor Breed issued San Francisco's first COVID-19 related stay-at-home order.¹ During quarantine, school was online. Having to teach online made it especially hard for teachers to know if what they were teaching was even getting across to students. This can have wide-spread negative mental health impacts on teachers: Fifty-nine percent of teachers and 48 percent of principals say they're burned out, compared to 44 percent of other workers.²

Many teachers started to quit. When *The SF Standard* interviewed the district head of human resources, he said the district had a total of 450 classroom positions that needed to be filled for the upcoming [2022 - 2023 school year] and around 25% of those jobs remain vacant.³

This especially affects an already pressing issue, which is the lack of Health Education in SFUSD middle school, which has a disproportionate effect on LGBTQ+ youth. A key component to the Health curriculum for middle and high school students relates to different kinds of relationships and sexual orientations, and somewhat covers gender identity.

SFUSD does not have any dedicated middle school Health educators. In order to try to fulfill mandated requirements, what often happens is a PE or Science teacher is made responsible for teaching the Health Education curriculum. Many of these teachers are already overburdened and lack time to also teach Health Education. This can result in Health Education being under-prioritized and/or not occurring at all, meaning that SFUSD middle schools are oftentimes

¹"SF Responds to Coronavirus Outbreak with Stay Home Order." <https://sf.gov/news>, March 20, 2020.
<https://sf.gov/news/sf-responds-coronavirus-outbreak-stay-home-order>.

² Will, Madeline "Stress, Burnout, Depression: Teachers and Principals Are Not Doing Well, New Data Confirm" Education Week, July 15, 2022.
<https://www.edweek.org/teaching-learning/stress-burnout-depression-teachers-and-principals-are-not-doing-well-new-data-confirm/2022/06>

³ Mojada, Ida. "Getting Harder by the Day": SF School District Looks to Staff up as Doves of Teachers Depart." The San Francisco Standard, July 18, 2022. <https://sfstandard.com/education/record-numbers-san-francisco-braces-for-teacher-shortage-amid-burnout/>.

not adhering to state-mandated requirements. This is especially harmful for LGBTQ+ youth who need positive representation of queerness in schools to feel safe and accepted.

This is represented in the GLSEN 2019 National School Climate Survey:⁴

- 68.7% of LGBTQ students experienced verbal harassment (e.g., called names or threatened) at school based on sexual orientation, 56.9% based on gender expression, and 53.7% based on gender.
- 25.7% of LGBTQ students were physically harassed (e.g., pushed or shoved) in the past year based on sexual orientation, 21.8% based on gender expression, and 22.2% based on gender.

Hiring teachers with proper health education credentials and designating more time and priority towards health education, a crucial aspect of education, will substantially help LGBTQ+ youth.

MIDDLE SCHOOL HEALTH CURRICULUM

In the SFUSD high school health education curriculum, there is a program titled Be Real Be Ready.⁵ This curriculum includes at least 8 LGBTQ+ inclusive and positive lessons, while the middle school equivalent, the Healthy Me, Healthy Us program only features 2. Despite what many adults think, middle school is a time when the abundance of these kinds of lessons are incredibly necessary.

With ready access to the Internet, most middle schoolers can look up anything they aren't being taught or questions that have not yet been answered. On one hand, the internet can provide amazing resources for young people surrounding queerness. On the other, youth relying on and trusting the Internet for information about such crucial topics for their development can also lead to middle schoolers absorbing misinformation and negative stereotypes surrounding queer people and queerness in general.

According to the Human Rights Campaign, the anti-LGBTQ+ grooming narrative, especially after the passing of the "Don't Say Gay or Trans Bill", surged in popularity on social media platforms such as Twitter, Instagram, and Facebook over 400 percent.

- The astonishing visibility these [anti-LGBTQ+ posts] garnered is a direct result of **Twitter's failure to enforce its own policies banning anti-LGBTQ+ slurs.** Twitter

⁴ Kosciw, Joseph G. "The 2019 National School Climate Survey." GLSEN, 2019.
<https://www.glsen.org/research/2019-national-school-climate-survey>.

⁵ SFUSD. "4.4.2 Health Education Curriculum" SFUSD, December 12th, 2022.
<https://www.sfusd.edu/services/know-your-rights/student-family-handbook/chapter-4-student-academic-expectations/44-curriculum-and-instruction/442-health-education-curriculum>

failed to act on 99% of the 100 hateful tweets reported to them anonymously by CCDH researchers, even after it had stated ‘grooming’ slurs were against its policies on hate speech.

- **On Facebook and Instagram, 59 paid ads promoted the same narrative.** Despite similar policies prohibiting anti-LGBTQ+ hate content on both social media platforms, **only one ad was removed.** ⁶

If the curriculum isn’t comprehensive surrounding queerness, then middle schoolers will develop their own ideas whether they are positive or not. Of course positive outcomes can come out of middle schoolers using the internet to discover things about themselves and others, but as data shows, there is a big chance that it won’t be positive. According to the GLSEN 2021 National School Climate Survey: Compared to students in school without an LGBTQ+-inclusive curriculum, LGBTQ+ students in schools with an LGBTQ+-inclusive curriculum:

- Were less likely to hear homophobic remarks—“gay” used in a negative way (48.7% compared to 72.0% reporting often or frequently), “no homo” (51.2% vs. 65.7% reporting often or frequently), and other homophobic remarks such as “fag” or “dyke” (26.7% vs. 47.8% reporting often or frequently); xxii
- Were less likely to hear negative remarks about gender expression often or frequently (42.8% vs. 58.9%) Were less likely to hear negative remarks about transgender people often or frequently (23.6% vs. 42.7%);
- Were less likely to feel unsafe because of their sexual orientation (23.4% vs. 34.0%), gender expression (34.0% vs. 54.0%) and gender (29.1% vs 42.6%);⁷

HEALTH CURRICULUM PILOT PROGRAM

⁶ Berg-Brousseau, Henry. “Anti-LGBTQ+ Grooming Narrative Surged More Than 400% on Social Media Following Florida’s ‘Don’t Say Gay or Trans’ Law, As Social Platforms Enabled Extremist Politicians and their Allies to Peddle Inflammatory, Discriminatory Rhetoric.” The Human Rights Campaign, August 10, 2022.

<https://www.hrc.org/press-releases/new-report-anti-lgbtq-grooming-narrative-surged-more-than-400-on-social-media-following-floridas-dont-say-gay-or-trans-law-as-social-platforms-enabled-extremist-politicians-and-their-allies-to-peddle-inflammatory-discriminatory-rhetoric>

⁷ G. Kosciw, Joseph. “2021 Nation School Climate Survey” 2022, GLSEN.
<https://www.glsen.org/sites/default/files/2022-10/NSCS-2021-Full-Report.pdf>

10 years ago, SFUSD started an ethnic studies pilot program to collect data on the positive outcomes of having an ethnic studies class. The program was conducted during the 2010 - 2011 and the 2013 - 2014 school years. Once the pilot program was completed, SFUSD found the GPA's of the students who took the ethnic studies class rose by an average of 1.4 grade points.

In order to create a health curriculum that is the most useful for students, the Youth Commission suggests creating a comprehensive middle school health education pilot program. Unlike other surveys or data sets, the information from a pilot program would be more specific and directly correlated to SFUSD.

On June 3rd, 2019, the Youth Commission passed [RESOLUTION No. 1819 – AL – 19]⁸ urging the Board of Supervisors and the Mayor to declare their support for Assembly Bill 493 to mandate in-service training for teachers and staff in schools grades 7 to 12, inclusive, on school site and community resources to support lesbian, gay, bisexual, transgender, queer, and questioning students.

On November 4th, 2019, the San Francisco Youth Commission voted in support for BOS File No. 191031 [Hearing on the City's collection and analysis of Sexual Orientation and Gender Identity]⁹, with questions regarding implementing sensitivity training to youth service providers who work or whose work directly affects LGBTQ+ youth. To educate ourselves on LGBTQ+ issues in SFUSD, the Youth Commission interviewed one middle school teacher and one social worker at SFUSD. This person told taskforce members about how in SFUSD middle schools, there are rarely ever any dedicated health teachers in middle schools. This causes health class to fall on a science or PE teacher. Oftentimes, health class is not prioritized and therefore not taught in a way that actually helps students. For example, a teacher could be teaching a class on queer identity, but they didn't have time to fully prepare themselves for discussing these topics, students' questions are left unanswered or are given the incorrect answer.

RECOMMENDATIONS

The Youth Commission urges the Mayor of San Francisco and Board of Supervisors to:

- 1) Implement an all-inclusive middle school sexual health education curriculum for lesbian, gay, bisexual, and transgender LGBTQ youth – most LGBTQ middle**

⁸Quick and Ty, Commissioners. "RESOLUTION No. 1819-AL-19 [LGBTQ Resources - Teacher Training - Assembly Bill 493]." sfgov.org/youthcommission, June 3, 2019.
<https://sfgov.org/youthcommission/sites/default/files/1819-AL-14%20Resolution%20Supporting%20Vote16%20Campaign%20in%20SF.pdf>.

⁹Mandelman, Rafael. "BOS File No. 191031 [Hearing on the City's Collection and Analysis of Sexual Orientation and Gender Identity]." <https://sfgov.legistar.com/>, November 7, 2019.
<https://sfgov.org/youthcommission/sites/default/files/191031%20Youth%20Commission%201920-RBM-03.pdf>.

schoolers feel uncomfortable and unwelcome in schools, which can have a severe influence on their health and well-being. Lesbian, gay, bisexual, transgender, queer, and questioning (LGBTQ) youth require and deserve to have a comprehensive and helpful sexual health curriculum.

- 2) **Hire health teachers with the proper credentials and/or give teachers the incentive to get the proper health credentials** – it is crucial that queer youth are educated by trained health teachers that can manage to focus year-round on the health education of middle schoolers.
- 3) **Urge the State of California to make the health education state mandates more comprehensive towards LGBTQ+ youth.**
- 4) **Gather feedback relating to the health education curriculum from SFUSD employees** - as well as running a pilot program in an SFUSD school with the goal of creating a more comprehensive and useful health education curriculum.

ESTABLISH SAFE SPACES IN SCHOOLS AND MAKE RESOURCES FOR LGBTQ+ STUDENTS MORE ACCESSIBLE

The San Francisco Youth Commission urges for the creation of safe spaces for LGBTQ+ youth in schools, creation of clubs with the support of community organizations to spread awareness for resources for LGBTQ+ youth, and to assess the GLSEN School Climate survey to guide more improvement strategies.

BACKGROUND

While an increase in acceptance of and support for LGBTQ+ youth within the past two decades has improved conditions, we are now seeing a backlash to this progress on a national scale. Unfortunately, the stories of transgender bathroom bills and “Don’t Say Gay” laws have had a negative effect on queer students and emboldened a vocal minority to continue homophobic and transphobic bullying and harassment. San Francisco schools are not an exception to this increase in harmful rhetoric.

A safe environment is key to educational success. It is essential LGBTQ+ students have support and affirming spaces in schools so they can be safe and be successful.

LGBTQ+ STUDENT SUPPORT SERVICES IN SFUSD

The San Francisco Unified School District's (SFUSD) Board of Education approved a counseling program for LGBTQ high school students in May 1990. In September 1990, the Student Support Services Department launched Support Services for Gay Youth¹. Within two years, these services expanded beyond high schools to serve students, families, and staff at all SFUSD school sites.

The 1996 Board of Education Resolution #610-8A6 recognized Support Services for LGBTQ Youth and mandated further changes. These changes include expanding curriculum, educational materials, awareness and the implementation of the Anti-Slur Policy, and professional development for all staff in LGBTQ youth needs. Transgender staff and students received additional board support (#5163)².

LGBTQ+ HARASSMENT

64% of LGBTQ+ respondents to ADL's 2021 Online Hate and Harassment survey³ were harassed online. LGBTQ+ respondents reported more overall harassment than other demographics for the third year in a row.

¹<https://www.sfusd.edu/services/known-your-rights/student-family-handbook/chapter-3-family-resources-and-rights/37-building-safe-school-environment/371-support-services-lgbtq-youth>

² <https://www.sfusd.edu/lgbtq-student-services/about-us>

³ <https://www.adl.org/resources/report/online-hate-and-harassment-american-experience-2022>

In the Discrimination and Barriers to Well-Being: The State of the LGBTQI+ Community in 2022 poll, LGBTQ+ individuals who experienced harassment were asked if they had changed their gender identity. 79% of "yes" respondents reported online harassment, while 77% reported severe online harassment (physical threats, sustained harassment, stalking, sexual harassment, doxing, or swatting). 52% of "no" respondents reported online harassment, while 36% reported severe harassment (comprising of sexual harassment, stalking, physical threats, swatting, doxing and sustained harassment).⁴

ANTI-LGBTQ+ LEGISLATION

Hateful anti-transgender discourse sometimes occurs in echo chambers, when extreme views and language become common. In this ecosystem of hatred, it's hard to identify who inspires whom, but it's impossible to deny the links between social media rhetoric and policy language. Too many lawmakers use hateful words to legitimize discrimination and justify legislation that hurts vulnerable people.

Over 35 states adopted anti-transgender laws between January and June of 2021.

Most of these measures ban transgender youth from playing sports or receiving gender-affirming medical care. Other legislation would make it difficult or impossible to modify a birth certificate's sex designation, compel schools to tell parents/guardians of a child's gender identities, or require businesses to post signs if they allow any gender to use any toilet.

Alabama, Arkansas, Florida, Idaho (2020), Mississippi, Montana, Tennessee, and West Virginia have passed laws banning transgender youth from sports. These pieces of legislation differ in class level and target transgender girls and women or all adolescents. South Dakota governor Kristi Noem issued two executive orders prohibiting transgender girls from gender-specific sports.⁵

Tennessee and Arkansas both banned gender-affirming medical care for transgender and gender non-conforming minors, and there are further attempts to limit access to gender-affirming care across the country.⁶

Whether or not these pieces of legislation pass or withstand judicial challenges, they send the harmful message that people in authority are committed to policing transgender people based on obsolete preconceptions. This is problematic since anti-transgender hate and bigotry are still prevalent and police and civilian violence against transgender and nonbinary individuals—especially transgender people of color—is rampant. There is a direct link between transgender and nonbinary people's mental health to discrimination and lack of civil rights.

⁴<https://www.americanprogress.org/article/discrimination-and-barriers-to-well-being-the-state-of-the-lgbtqi-community-in-2022/>

⁵<https://www.npr.org/2021/03/29/982474861/south-dakota-governor-bans-transgender-girls-from-sports-teams-by-executive-order>

⁶<https://thehill.com/changing-america/respect/diversity-inclusion/3789757-here-are-the-states-planning-to-restrict-gender-affirming-care-next-year/>

Young transgender people are especially exposed to this surge of anti-transgender measures. With this dramatic increase in anti-transgender legislation and rhetoric, 21% of transgender and nonbinary kids have tried suicide, and 52% have seriously contemplated it, according to the 2020 Trevor Project National Survey on LGBTQ Youth Mental Health⁷. When persons use their chosen names and transgender adolescents have access to gender-affirming hormone treatment, suicide ideation, and behavior diminish.

YOUTH ACTIVISM

In the FY2015-2016 San Francisco Youth Commission Budget and Policy Priorities⁸, the 10th priority was to “Implement Efforts to Track LGBTQIQ Youth In City Services and Fund Cultural Competency Training Efforts”, which was “urging for dedicated support to ensure that youth-serving City Departments are undertaking efforts to identify the needs of LGBTQIQ youth, use inclusive intakes, assume best practices, and train staff in accordance with section 12(N) of the admin code”. One of the main recommendations in this priority was implementing Youth Sensitivity Trainings for youth service providers who work or whose work directly affects LGBTQ+ youth.

On May 7th, 2018, the San Francisco Youth Commission voted to support LYRIC in urging the Board of Supervisors to fund “Middle School QQ groups”, which were support groups for trans and queer-identified middle schoolers of color.

On November 4th, 2019, the San Francisco Youth Commission voted in support of BOS File No. 191031 [Hearing - Sexual Orientation and Gender Identity Data]⁹, with questions regarding implementing sensitivity training to youth service providers who work or whose work directly affects LGBTQ+ youth.

On July 5th, 2022, the San Francisco Youth Commission passed a resolution¹⁰ supporting Senate Bill 107, proposed by Scott Weiner in the California State Legislature. The resolution supported protecting and granting refuge to transgender and gender non-binary kids and their parents fleeing states separating children from their parents, criminalizing the parents, or criminalizing people coming to CA to receive gender-affirming care, and urged the Board of Supervisors to support SB 107.

RECOMMENDATIONS

⁷<https://www.thetrevorproject.org/wp-content/uploads/2020/07/The-Trevor-Project-National-Survey-Results-2020.pdf>

⁸<https://sfgov.org/youthcommission/sites/default/files/FileCenter/Documents/56097-Final%20BPP%20V.2.pdf>

⁹<https://sfgov.org/youthcommission/sites/default/files/191031%20Youth%20Commission%201920-RBM-03.pdf>

¹⁰ <https://sfgov.org/youthcommission/sites/default/files/YCResolutionSB107.pdf>

The Youth Commission urges the Mayor of San Francisco and Board of Supervisors to:

- 1) **Create safe spaces for people to meet friends and allies and to learn leadership skills**
- Creating Safe Spaces in schools, neighborhoods, or after-school activities will assist LGTBQ adolescents in feeling valued and supported.
- 2) **Connect with organizations (such as LYRIC and LGBT Center) and form clubs to extend school-based resources for LGBTQ+ youth** - Include discussions on LGBTQ+ role models, gender, and sexual identity in-class curriculum and school events.
- 3) **Assess school climate to guide improvement strategies** - Utilizing tools like the Gay, Lesbian, and Straight Education Network (GLSEN) school climate survey, teachers and other school employees (e.g., cafeteria workers, bus drivers, security) may build capacity.