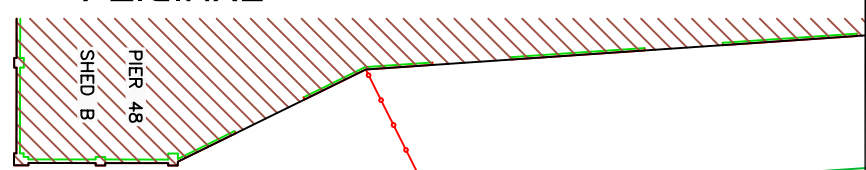




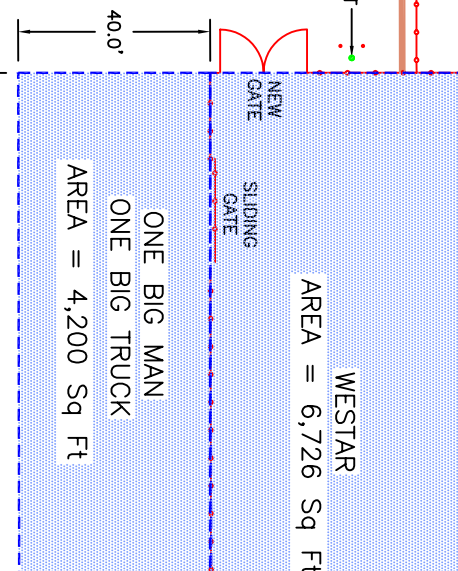
SAN FRANCISCO BAY

EDGE OF DECK



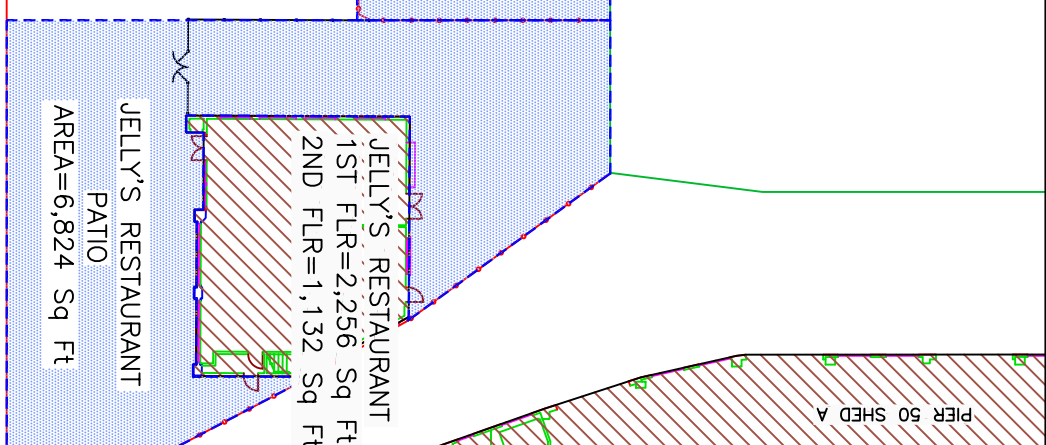
SOME OF THIS UNLEASED AREA SERVES AS A TRUCK ACCESS AND TURN AROUND AREA FOR WESTAR AND ONE BIG MAN. IT ALSO SERVES AS AN EMERGENCY STAGING AREA.

FIRE HYDRANT



ONE BIG MAN
ONE BIG TRUCK
AREA = 4,200 Sq Ft

WESTAR
AREA = 6,726 Sq Ft



JELLY'S RESTAURANT
PATIO
AREA=6,824 Sq Ft

JELLY'S RESTAURANT
1ST FLR=2,256 Sq Ft
2ND FLR=1,132 Sq Ft

PIER 50 SHED A

TERRRY FRANC OIS BLVD

LEGEND:

- LEASED AREA
- EXISTING BUILDING

LEASE NO.

TENANT **ONE BIG MAN
ONE BIG TRUCK**

SAN FRANCISCO PORT COMMISSION
PORT OF SAN FRANCISCO
DEPARTMENT OF ENGINEERING

DRAWN BY: ECC	DATE: MAY 4, 2006
CHECKED BY: J. BAUER	SCALE: 1" = 20'
PLACE CODE NO. 1485-00	SHEET NO. OF SHEETS

6:\06 PROPERTY FILES\Lease Maps\EXHIBITS-PIERS\PA8 HULF-PROPOSED.dwg

INITIALS: PORT: TENANT: DATE:

EXHIBIT A